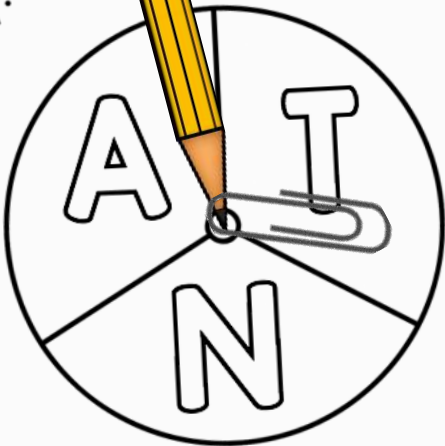



A-Z







SPIN, COLOR, & WRITE



Name: _____

Spin, Color & Write

1. Read each letter in the spinner and say the sound that it makes.
2. Spin the spinner and trace the matching letter, or color a picture that matches the beginning sound the letter makes.

N	d	
		t
n		
	A	T

How to Use:

This activity is great for partners, small guided groups, or independent practice. All students need are a pencil and paperclip (to make the spinner) and some colors.

Students spin the spinner and trace over a matching capital or lowercase letter, or color a picture that starts with the letter sound. For example, if the spinner lands on "L" students would color in the lion.

There are three different options included in this activity for you to easily differentiate.

For **option 1**, students spin, color and trace the letters and pictures for the given letters on each spinner.

For **option 2**, students spin, color and trace like in option one. However, there are two letters and two pictures that do not match the letters in the spinner and students have to X those out.

For **option 3**, students spin, color and trace, as well as X out one letter not belonging, but there are also empty boxes for students to practice writing in a matching letter.

Table of Contents

Here are the letters included on each page
for quick reference. 😊

ANT

EOB

IMU

LHS

CDR

GFK

JVP

WYQ







XZM

OPTION 1

Name: _____

Spin, Color & Write

1. Read each letter in the spinner and say the sound that it makes.
2. Spin the spinner and trace the matching letter, or color a picture that matches the beginning sound the letter makes.

N	a	
		t
n		
	A	T









© Erin Lane, www.TracingElementary.com

OPTION 2

Name: _____

Spin, Color & Write

1. Read each letter in the spinner and say the sound that it makes.
2. Spin the spinner and trace the matching letter, or color a picture that matches the beginning sound the letter makes.
3. Put an X on the letters and pictures that do not belong.

 X	X	a	
	t		A
N	 X	n	
	X		T







© Erin Lane, www.TracingElementary.com

OPTION 3

Name: _____

Spin, Color & Write

1. Read each letter in the spinner and say the sound that it makes.
2. Spin the spinner and trace a matching letter, color a picture that matches the beginning sound the letter makes, or write the letter in an empty box.
3. Find the one letter that does not belong and put an X on it.

n	t	a	
	t		A
N	a	n	
	X		T

© Erin Lane, www.TracingElementary.com

THANK YOU!


Hello, Thank you so much for downloading this resource! I love creating activities that **INSPIRE** a love of learning, and it is my sincere hope that this resource does exactly that! If you don't want to miss out on product updates, free resources and other inspiring classroom tips and ideas, just click the links below and you can follow along. Comments or questions? Please email me at InspiredElementary@gmail.com.

PINTEREST

FACEBOOK

TPT

BLOG



Terms of Use

© Copyright Erin Lane. All rights reserved. Permission is granted to the purchaser/licensee of this document the right to reproduce the pages specifically for student or teacher use for **ONE CLASSROOM ONLY**. Duplication for multiple classrooms, an entire school, or entire district or for commercial purposes is strictly prohibited. Copying any part of this product and placing it on the internet/intranet in any form (including personal/classroom website) is also strictly prohibited and a violation of the Digital Millennium Copyright Act (DMCA). Thank you for respecting my hard work.

Graphics and fonts by the talented:

<https://www.teacherspayteachers.com/Store/Hello-Literacy>
<https://www.teacherspayteachers.com/Store/Kimberly-Geswein-Fonts>
<https://www.teacherspayteachers.com/Store/Blue-Bees-Workshop>
<https://www.teacherspayteachers.com/Store/Krista-Walden>
<https://www.teacherspayteachers.com/Store/Scrappin-Doodles>
<https://www.teacherspayteachers.com/Store/Jessica-Ann-Stanford>