


HELLO! SCROLL DOWN TO
SEE WHAT'S INCLUDED IN
THIS **BIG**



Alphabet

ACTIVITY BOOKS

My Letter



Aa

Book

Name Erin

© Erin Lane. All rights reserved.

The letter **Aa** is for



alligator and ax

The letter **Aa** is for




apple and ant

I can find the letter **Aa**

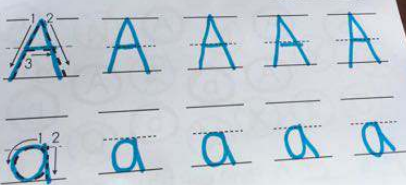


How many did you find? A 5 a 4
 $5+4=9$

Color the pictures that start with letter **Aa**



I can write the letter **Aa**




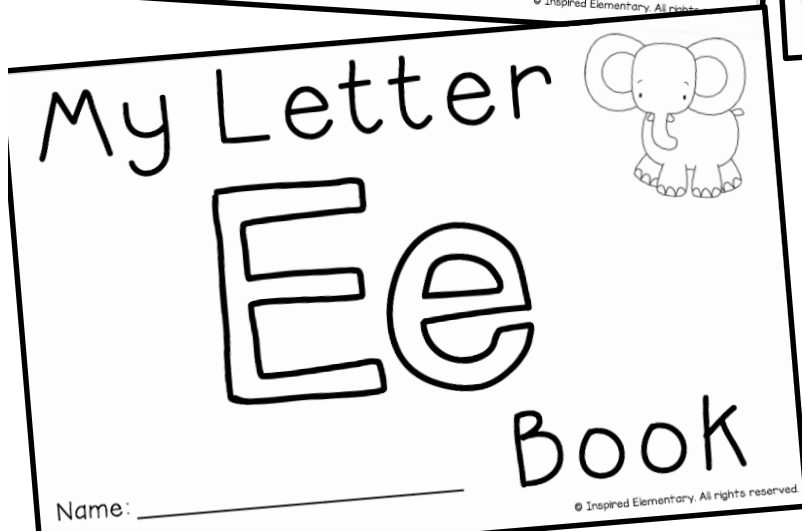
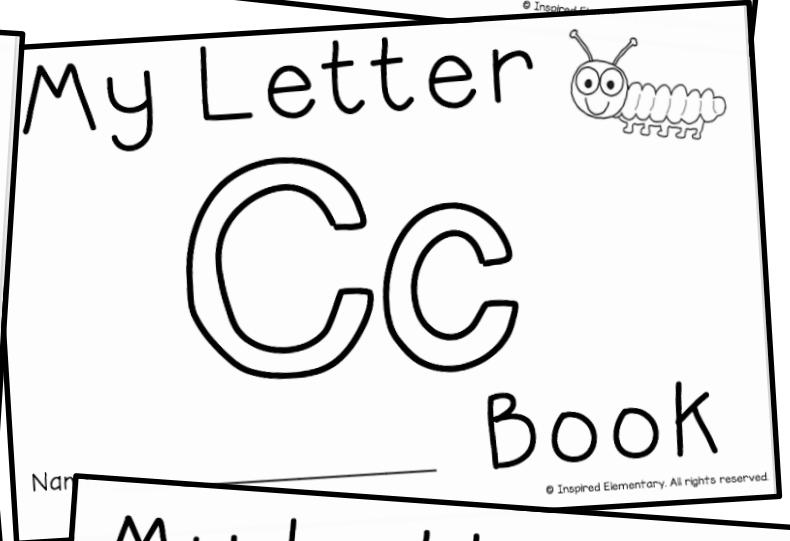
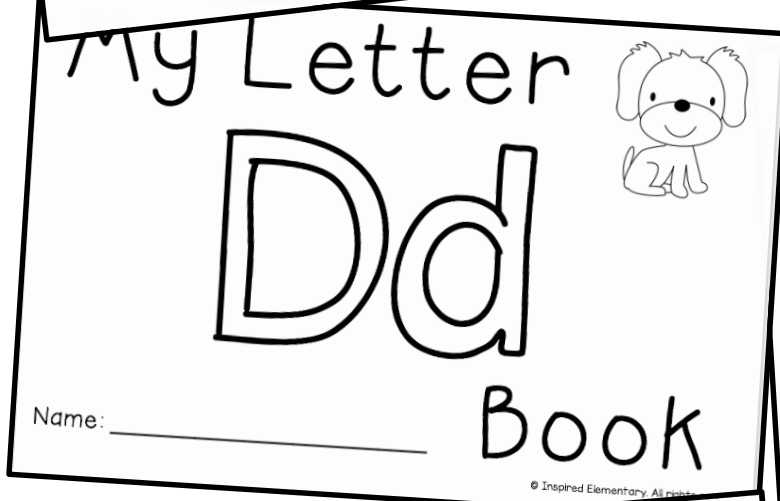
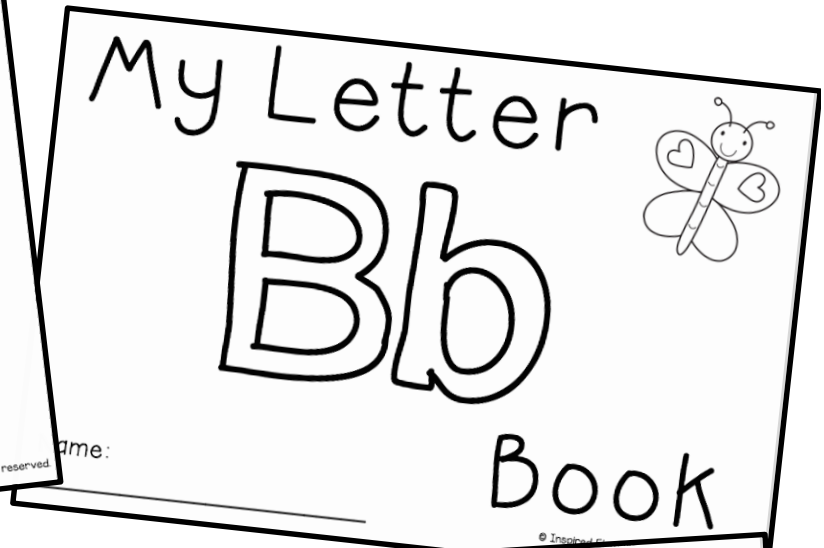
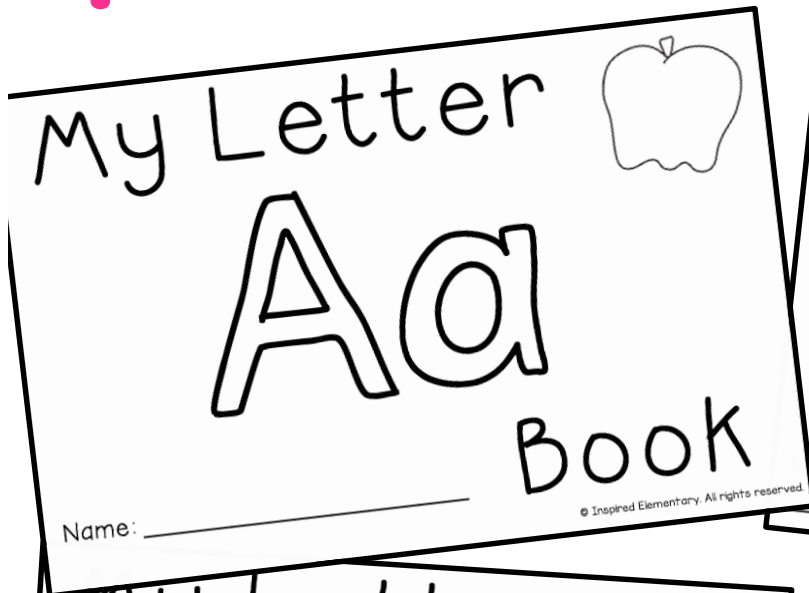
These pictures start with letter **Aa**



These pictures DO NOT start with letter **Aa**

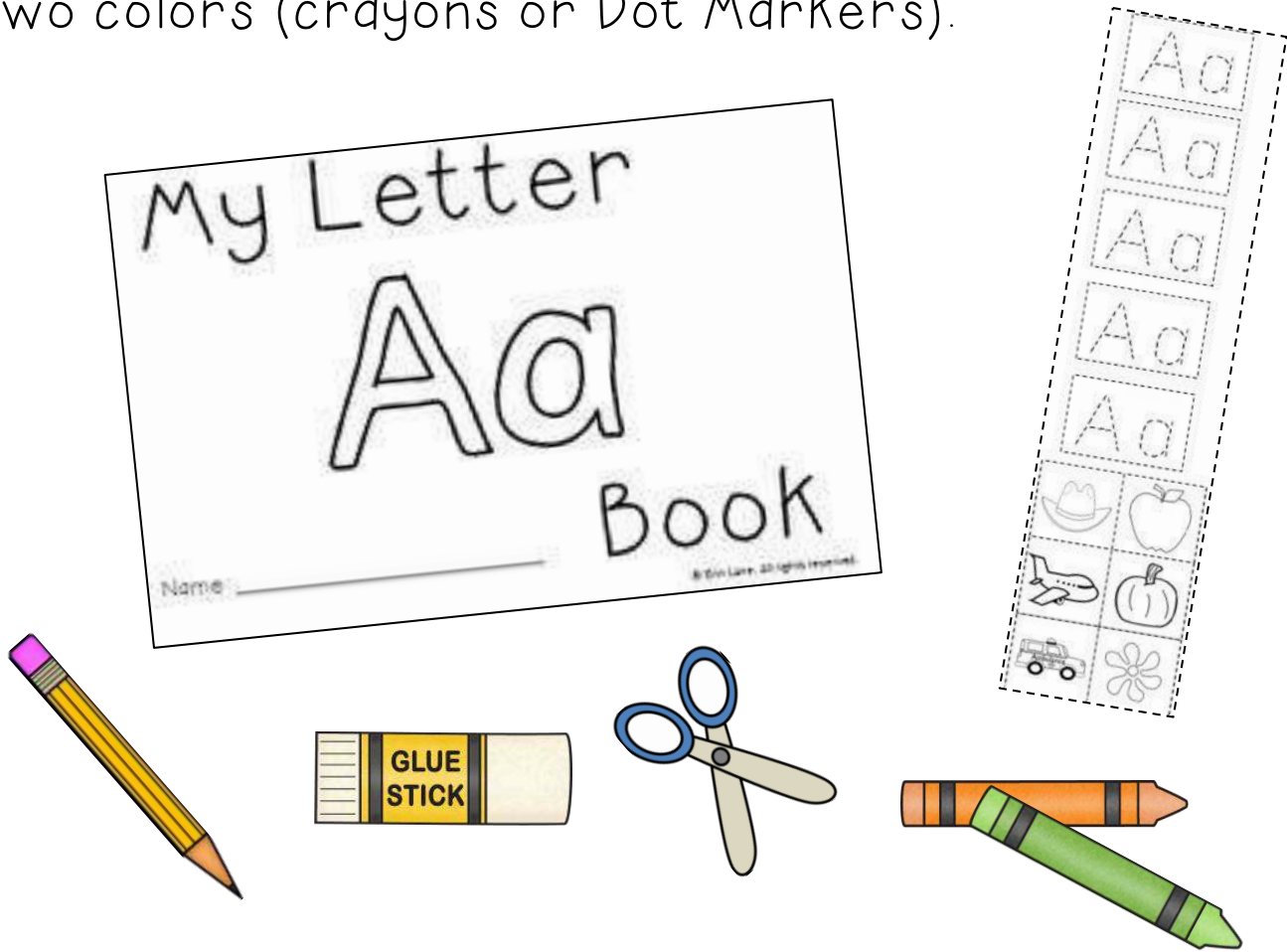


26 **ALPhabet** A-Z ACTIVITY BOOKS




WHAT DO STUDENTS NEED?

Students need a letter book, a letter/picture strip (included), a pair of scissors, a pencil, a glue stick and two colors (crayons or Dot Markers).

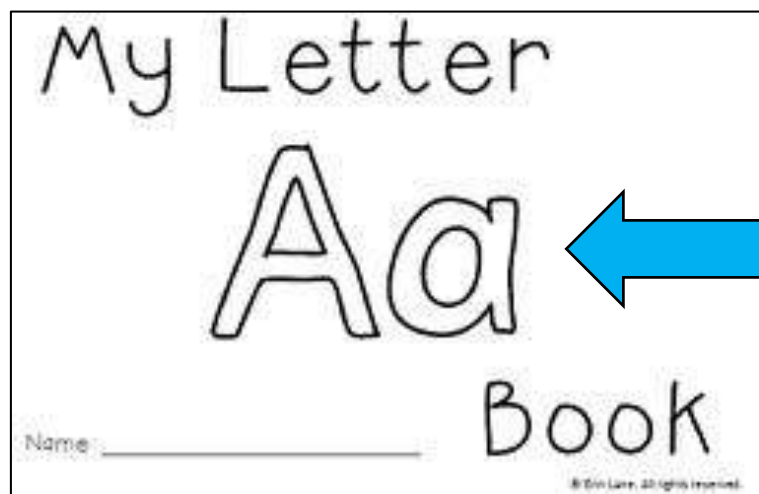


PICTURE WORD CARDS:

Included are **10 picture cards** that support the letter being practiced. Students will see these words in the activity book. I preview the picture word cards with students prior to them completing the book.

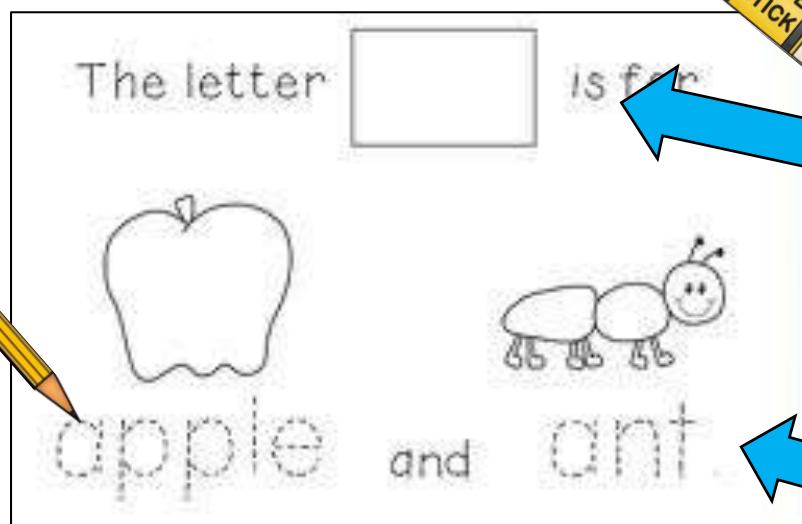



ALPHABET ACTIVITY BOOK IN ACTION:




Color the
letters on the
cover page.

Cut along the
dotted lines.



Glue the letters
into the box.
Then, trace
each word on
the page.



Glue the letters into
the box. Then, trace
and practice writing
the capital and
lowercase letter.

I can find the letter

How many did you find? A **4** a **4**

Glue the letters into the box.

Color in (OR use Dot Markers) all the capital "A"s one color, and the lowercase "a"s another.


Record how many found.

Color the pictures that start with the letter A.

Color the pictures that start with letter

Trace the letters.

Glue the pictures where they belong.



These pictures start with letter

These pictures DO NOT start with letter


Trace the letters.




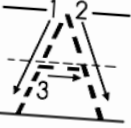
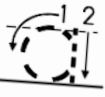










6 FUN Alphabet CENTERS





A-Z

SORT & GLUE

 Letter "A" Sort & Glue

| CAPITAL | lowercase |
|---|---|
|  |  |
|  | |
|  |  |
|  |  |
|  |  |
|  |  |
|  |  |
|  |  |

©Erin Lane All rights reserved



Letter "A" Sort & Glue

CAPITAL

lowercase



© Inspired Elementary. All rights reserved

A

a

A

A

A

a

A

A

a



Letter "A" Sort & Glue

CAPITAL

lowercase



© Inspired Elementary. All rights reserved

A

a

A

a

A

a

a

A

A

a

a

A



A

b

C

D

e

f



h

i

J

K

i



Letters "N-Z" Sort & Glue

| CAPITAL | lowercase |
|---------|-----------|
| N | n |
| O | o |
| P | p |
| Q | q |
| R | r |
| S | s |
| T | t |
| U | u |
| V | v |
| W | w |
| X | x |
| Y | y |
| Z | z |



Z

N

O

P

Q

↑

S

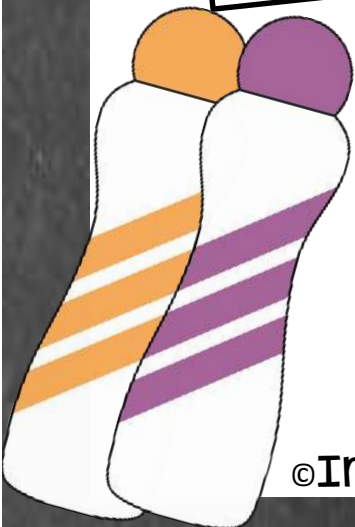


4


V

W




A-Z Dot, Graph & Write






52 pages
A-Z
included!



Two different
graph options
to meet the
needs of your
students!




A-Z

Punch & Write






Punch & Write



Dab & Write



Color, Cross Out & Write

Handwriting practice sheet for uppercase letter B. The sheet features a beach ball illustration and a name line. The letter B is shown with stroke order guides (1, 2, 3) and dashed lines for tracing. The sheet is surrounded by a border of uppercase letters: D, G, B, B, R, B, B, P, B, O, B, B, B, B, H, B, S, B, K, B, L, B, M, B, V, B.

Name: _____

© Inspired Elementary. All rights reserved.

All CAPITAL and lowercase letters are included!



Handwriting practice sheet for lowercase letter b. The sheet features a bicycle illustration and a name line. The letter b is shown with stroke order guides (1, 2) and dashed lines for tracing. The sheet is surrounded by a border of lowercase letters: v, y, b, w, b, l, b, a, b, c, b, b, b, e, m, g, b, j, b, b, b, f, b, b, b, o, b.

Name: _____

© Inspired Elementary. All rights reserved.

A-Z

Let's
Print!
BUNDLE!



CAPITAL LETTERS

Trace it!



Read it!



Write it!



Recognize it!



Reading
Writing
Cutting
Coloring
Pasting
ALL IN ONE!



Sort it!



Tracing and writing practice for the capital letter F.


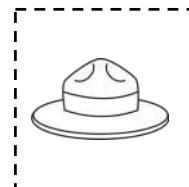

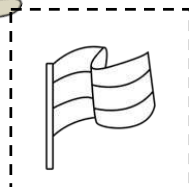
Read it! is for Fish

Trace the letter F

Write the letter F

Color the letter F

Cut and paste for the sorting activity



lowercase letters

Trace it!

Read it!

Write it!


Recognize it!

Reading
Writing
Cutting
Coloring
Pasting
ALL IN ONE!




Tracing and writing practice for the lowercase letter 'f'. The worksheet includes a large 'f' with a dashed line for tracing, followed by five smaller 'f's for tracing. Below these are five 'f's for writing practice. A section labeled 'Recognize it!' shows a grid of letters with 'f' circled in blue. At the bottom, there are two sets of boxes for sorting, each with a small 'f' above it.

Sort it!



A-Z








Spin, Color & Write



Name: _____

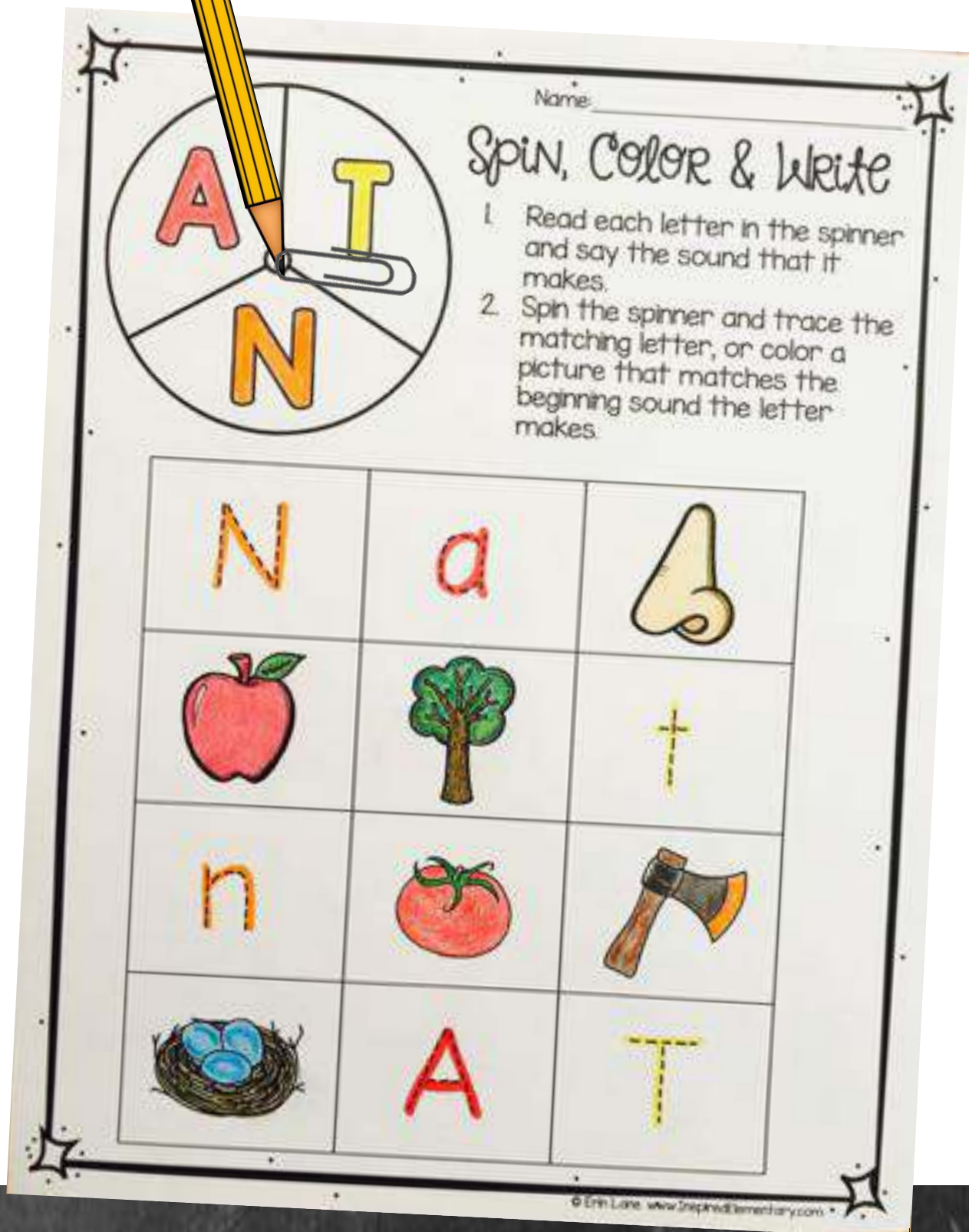
Spin, Color & Write

1. Read each letter in the spinner and say the sound that it makes.
2. Spin the spinner and trace the matching letter, or color a picture that matches the beginning sound the letter makes.

| | | |
|---|---|--|
| N | a |  |
|  |  |  |
| n |  |  |
|  | A | T |

© Erin Lane, www.InspiredElementary.com






All students need is a pencil, a paperclip and some colors!



Name: _____

Spin, Color & Write

1. Read each letter in the spinner and say the sound that it makes.
2. Spin the spinner and trace the matching letter, or color a picture that matches the beginning sound the letter makes.


| | | |
|---|---|--|
| N | a | nostril |
|  |  | + |
| n |  |  |
|  | A | T |

© Erin Lane www.inspired4elementary.com




Spin, Color & Write

1. Read each letter in the spinner and say the sound that it makes.
2. Spin the spinner and trace the matching letter, or color a picture that matches the beginning sound the letter makes.



Spin, Color & Write

1. Read each letter in the spinner and say the sound that it makes.
2. Spin the spinner and trace the matching letter, or color a picture that matches the beginning sound the letter makes.
3. Put an X on the letters and pictures that do not belong.





Differentiated Options for more of a Challenge!




Spin, Color & Write

1. Read each letter in the spinner and say the sound that it makes.
2. Spin the spinner and trace a matching letter, color a picture that matches the beginning sound the letter makes, or write the letter in an empty box.
3. Find the one letter that does not belong and put an X on it.



Spin, Color & Trace



ABC

Letters & Sounds Match-Up

1

ABC Match-Up

Lowercase Letters

Name _____

D

d

E

CAPTIAL:

A

T

G

E

lowercase:

Sounds
Like:

g



a



t

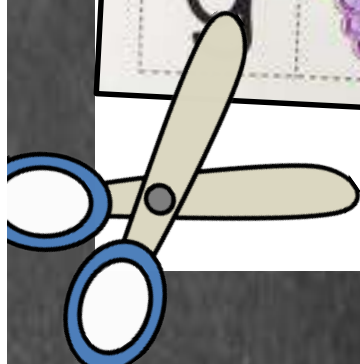


e

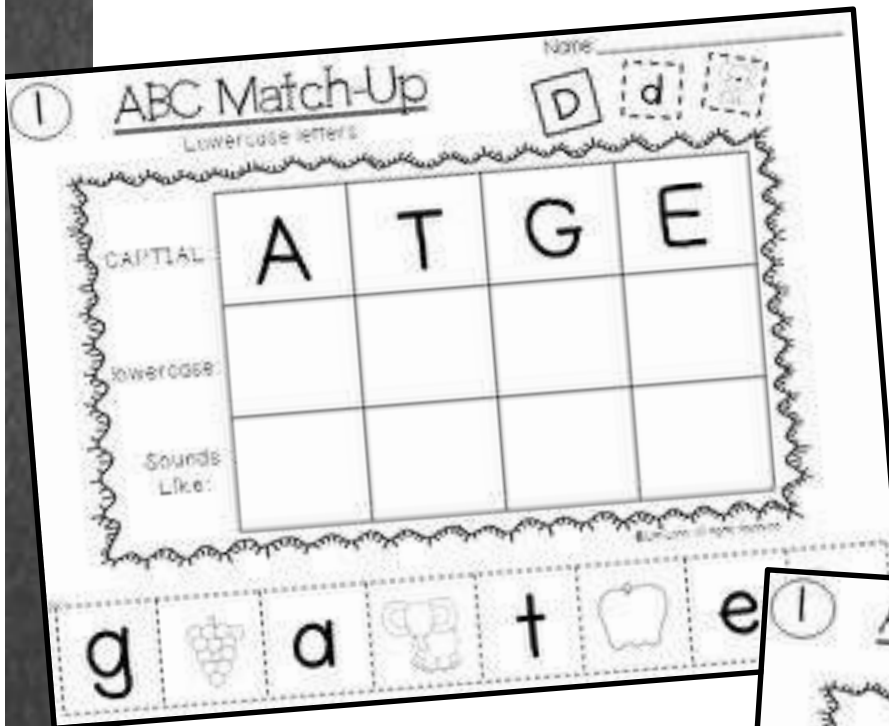


GLUE
STICK

© 2016 Kim Lane Inspired Elementary

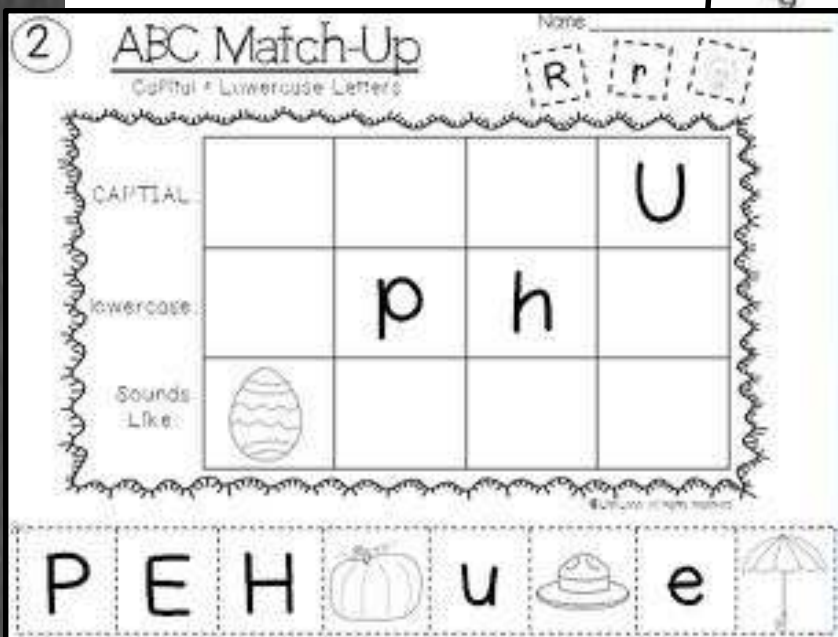
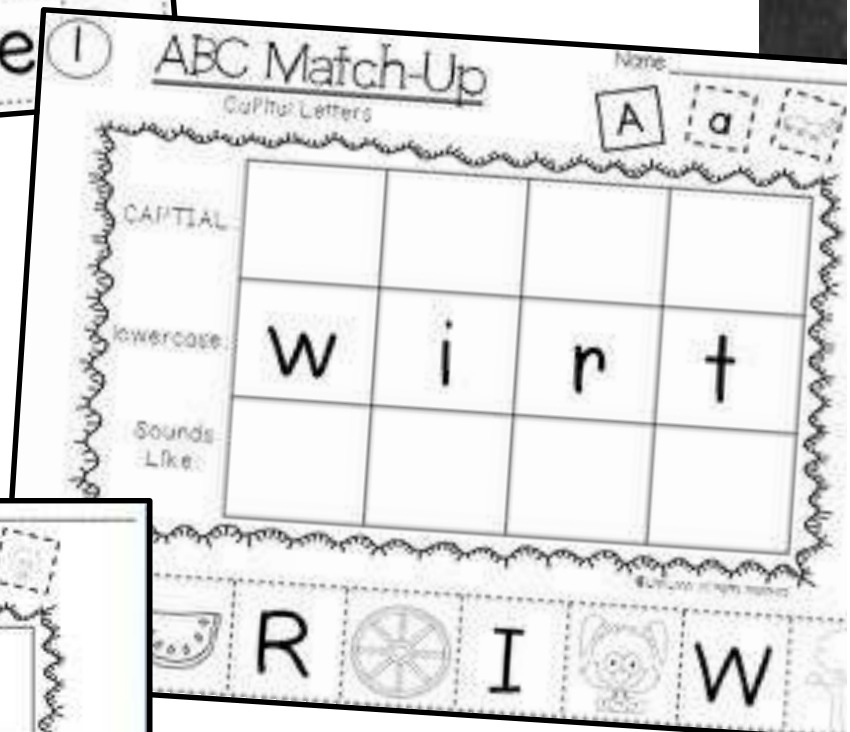


Three differentiated ways to play:



Lowercase
Letter
Recognition

Capital
Letter
Recognition



Mixed Letters:
For more of a
challenge!!!

A-Z Pocket Chart

Letter & Picture Cards

G

R

a


d



Tree










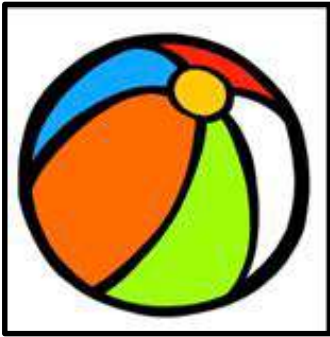
Ball



Fish



Different Options Included!



A-Z Letter/Sound Discrimination Cards



**Use in Small Group
for a fun review
or as an assessment**

