


# ALPHABET Activities Bundle!


These alphabet activities are a **FUN** way to introduce and review letters A-Z, as well as their sounds! There are also tons of **FINE MOTOR SKILLS** packed into this bundle! Each activity is **NO PREP** for you, so just print and use for a literacy **CENTER!**
















SCROLL DOWN FOR A CLOSER  
LOOK AT EACH ACTIVITY!





# A-Z

# SORT & GLUE

 Letter "A" Sort & Glue

CAPITAL	lowercase
	
	
	
	
	
	
	
	

©Erin Lane All rights reserved



# Letter "A" Sort & Glue

CAPITAL

lowercase



© Inspired Elementary. All rights reserved

A

a

A

A

A

a

A

A

a



# Letter "A" Sort & Glue

CAPITAL

lowercase



© Inspired Elementary. All rights reserved

A

a

A

a

A

a

a

A

A

a

a

A

Letters "A-M" Sort & Glue



CAPITAL

lowercase

A

© Inspired Elementary. All rights reserved.

b

c

D

e

f

G

h

i

J

K

l

M



Letters "N-Z" Sort & Glue

CAPITAL

lowercase



z

© Inspired Elementary. All rights reserved.

N

o

P

Q

r

S

T

u

v

W

x

Y




# A-Z Dot, Graph & Write

**Dot, Graph & Write**

Count and record how many capital and lowercase letter C's that you found. Then, graph those numbers below.

How many did you find?  
© 6 © 6

**TRACE AND WRITE**




**Dot, Graph & Write**


Count and record how many capital and lowercase letter C's that you found. Then, graph those numbers below.

How many did you find?  
© 6 © 5

**TRACE AND WRITE**

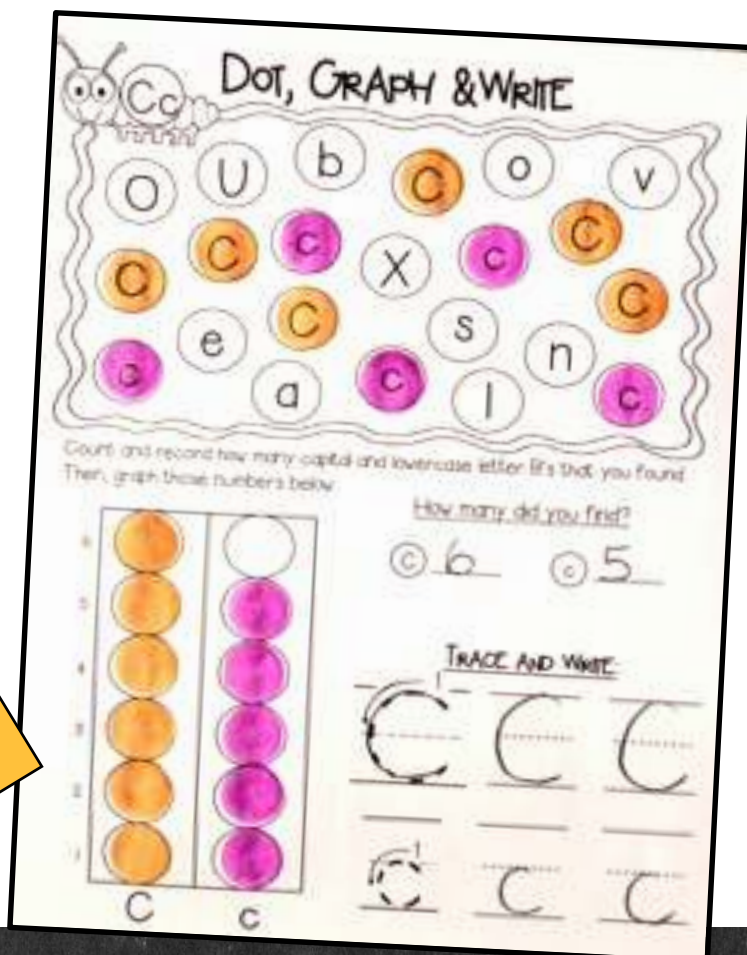






**52 pages**  
**A-Z**  
**included!**

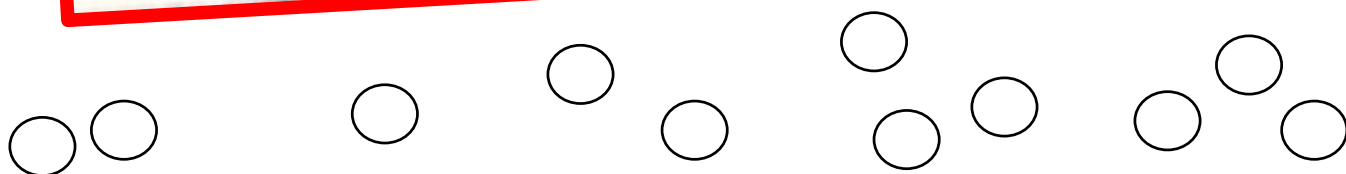
**Two different  
 graph options  
 to meet the  
 needs of your  
 students!**





# A-Z

# Punch & Write


Worksheet for the 'Punch & Write' activity. The grid contains the following letters in circles: C, Y, W, A, A, A, A, N, G, A, Z, B, O, F, I, G, A. A central illustration of an apple is shown. The name 'Chad' is written in the space provided. The letter 'A' is shown with stroke order guides (1, 2, 3) and a dashed outline for tracing. A pair of scissors is shown on the right side, indicating where to cut.








**Punch & Write**



**Dab & Write**



**Color, Cross Out & Write**



Handwriting practice sheet for uppercase letter B. The sheet features a large illustration of a beach ball. The letter B is shown in three dashed versions with numbered arrows indicating stroke order: 1 (vertical down), 2 (top curve), and 3 (bottom curve). Below the illustrations are three sets of lines for tracing and writing practice. The sheet is surrounded by a border of circles containing various uppercase letters: D, G, B, B, R, B, P, B, O, B, B, B, H, B, S, B, K, B, L, M, B, V, B.

Name: \_\_\_\_\_

© Inspired Elementary. All rights reserved.

**All CAPITAL and lowercase letters are included!**


Handwriting practice sheet for lowercase letter b. The sheet features a large illustration of a bicycle. The letter b is shown in three dashed versions with numbered arrows indicating stroke order: 1 (vertical down) and 2 (curved bottom). Below the illustrations are three sets of lines for tracing and writing practice. The sheet is surrounded by a border of circles containing various lowercase letters: v, y, b, w, b, l, b, a, b, c, b, b, e, m, b, g, b, j, b, b, b, f, b, b, o, b.

Name: \_\_\_\_\_

© Inspired Elementary. All rights reserved.

# A-Z

# Let's Print! BUNDLE!



Name: \_\_\_\_\_

is for Dog 

Trace the letter D

Write the letter D

Color the letter D


A	B	F
D	D	D

Cut and paste by beginning sound

**D**

Name: \_\_\_\_\_

is for dinosaur 

Trace the letter d




Write the letter d

Color the letter d

d	d	d	z	d	d	t
g	d	d	y	d	d	c

Cut and paste by beginning sound

**d**





# CAPITAL LETTERS

Trace it!



Read it!



Write it!



Recognize it!




Reading  
Writing  
Cutting  
Coloring  
Pasting  
ALL IN ONE!



Sort it!



Name \_\_\_\_\_





1 2 3 is for Fish 




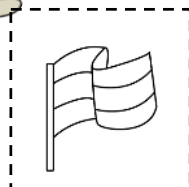
Trace the letter F

Write the letter F

Color the letter F

Cut and paste by beginning sound!

**F**   **F**  



# lowercase letters

Trace it!

Read it!

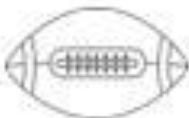
Write it!

Recognize it!

Reading  
Writing  
Cutting  
Coloring  
Pasting  
ALL IN ONE!



Trace it!

Read it! is for football 





Trace the letter f

Write the letter f

Color the letter f

Cut and paste by beginning sound

Sort it!



# A-Z





# Spin, Color & Write




Name: \_\_\_\_\_

## Spin, Color & Write

1. Read each letter in the spinner and say the sound that it makes.
2. Spin the spinner and trace the matching letter, or color a picture that matches the beginning sound the letter makes.

N	a	
		
n		
	A	T







# All students need is a pencil, a paperclip and some colors!



Name: \_\_\_\_\_

## Spin, Color & Write

1. Read each letter in the spinner and say the sound that it makes.
2. Spin the spinner and trace the matching letter, or color a picture that matches the beginning sound the letter makes.


N	a	
		t
n		
	A	T






### Spin, Color & Write

1. Read each letter in the spinner and say the sound that it makes.
2. Spin the spinner and trace the matching letter, or color a picture that matches the beginning sound the letter makes.



### Spin, Color & Write



1. Read each letter in the spinner and say the sound that it makes.
2. Spin the spinner and trace the matching letter, or color a picture that matches the beginning sound the letter makes.
3. Put an X on the letters and pictures that do not belong.




# Differentiated Options for more of a Challenge!



- ### Spin, Color & Write
1. Read each letter in the spinner and say the sound that it makes.
  2. Spin the spinner and trace a matching letter, color a picture that matches the beginning sound the letter makes, or write the letter in an empty box.
  3. Find the one letter that does not belong and put an X on it.



### Spin, Color & Trace



# ABC

## Letters & Sounds Match-Up

1

### ABC Match-Up

Lowercase Letters

Name: \_\_\_\_\_

D

d



CAPTIAL:

A

T

G

E

lowercase:

Sounds  
Like:

g



a



t




e



GLUE  
STICK

© 2016 Erin Lane, Inspired Elementary









# Three differentiated ways to play:

① ABC Match-Up  
Lowercase letters

Name: \_\_\_\_\_

**D d** 

CAPTIAL:	A	T	G	E
lowercase:				
Sounds Like:				

g  a  t  e


© Lisa Lingo. All rights reserved.

Lowercase  
Letter  
Recognition





Capital  
Letter  
Recognition

① ABC Match-Up  
CaPital Letters

Name: \_\_\_\_\_

**A a** 


CAPTIAL:				
lowercase:	w	i	r	t
Sounds Like:				


 R  I  W 




© Lisa Lingo. All rights reserved.

② ABC Match-Up  
CaPital & Lowercase Letters

Name: \_\_\_\_\_

**R r** 

CAPTIAL:				U
lowercase:		p	h	
Sounds Like:				

P E H  u  e 

© Lisa Lingo. All rights reserved.

Mixed Letters:  
For more of a  
challenge!!!