


about **DIGRAPH** stick words

Digraph Stick Words get students excited about making and reading words! These are a great center activity to reinforce early reading and spelling skills. My favorite way to use these Stick Words is in a small guided reading group (I have multiple sets copied). Or it can be used as a partner center, or as an early- finisher activity.

Students use five popsicle sticks (colored or regular) with digraphs ch, sh, th, wh, and ck written on them. They manipulate the digraph sticks until they make five correct words on each card. Included is an answer key with five possible answer combinations, however, many cards can have multiple answer solutions. It is so fun to see students light up when they complete a card! If you want to track which Stick Word cards your kiddos have completed, I have included a Stick Word tracker booklet that they can earn stars or stamps in, as they complete each card successfully. There are also blank lined pages for students to record the words they make, which is great for some additional fluency practice!



Differentiate!

WITH TWO picture clues

extra support!

digraph stick words

ite ark in ch air ck

© Erin Lane. www.InspiredElementary.com

WITHOUT picture clues

more challenging!

digraph stick words

ite ark in ch air ck



© Erin Lane. www.InspiredElementary.com



how to use stick words:

1. A student gets a set of stick words, five popsicle sticks with the digraphs written on them, and an optional Stick Word tracker booklet.
2. Students manipulate the sticks until they make five correct words on the card (answer key included, but multiple solutions possible, which I love for vocabulary development).
3. Once a teacher or parent volunteer checks the completed card, students earn a sticker (or star/stamp) on the stick word tracker page.

WOOHOO!!!





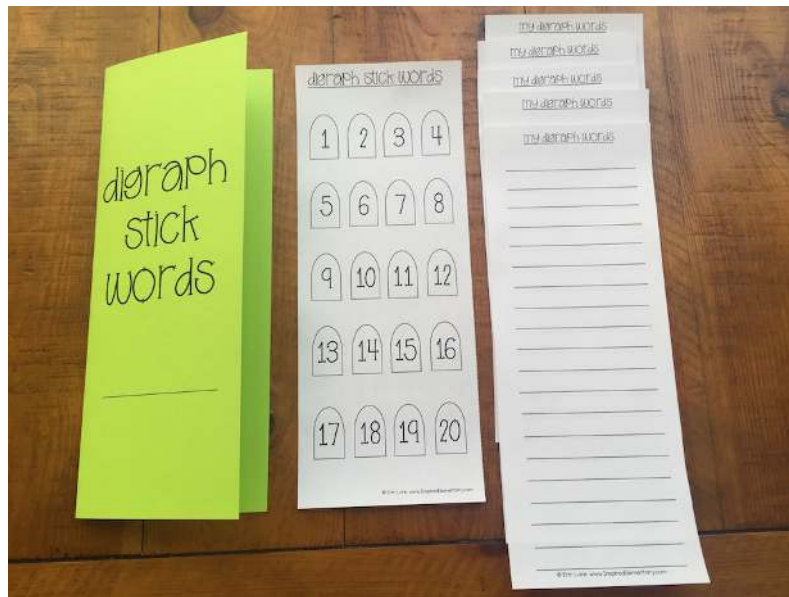
how to use stick words:

4. Students can then record the words they made on the lined recording pages in their booklet. Once students have completed all 20 cards, they will have a booklet full of 100 DIGRAPH words, which they can use for extra reading fluency practice. This booklet also makes a great reference tool to use for developing sentences during a guided writing group.



tracking stick words

Stick words can be done as a hands-on activity, or you can incorporate some writing practice, too. Included is a Stick Word tracker booklet, which helps you keep track of which cards have been completed, as well as which words were made. Just fold the cover in half, and print one tracker sheet and five lined pages for each booklet. Staple the booklet three times along the spine and it's ready to use!



digraph stick words

ite ark in air

ark chi

1.


digraph stick words

ite ark in air

ark chi

1.

© Erin Lane www.inspiredlearning.com



**TWO different options
for printing included!**



digraph stick words

ite ark in air

ark chi

1.

digraph stick words

ip * orn fli

alk wi

2.

© Erin Lane www.inspiredlearning.com