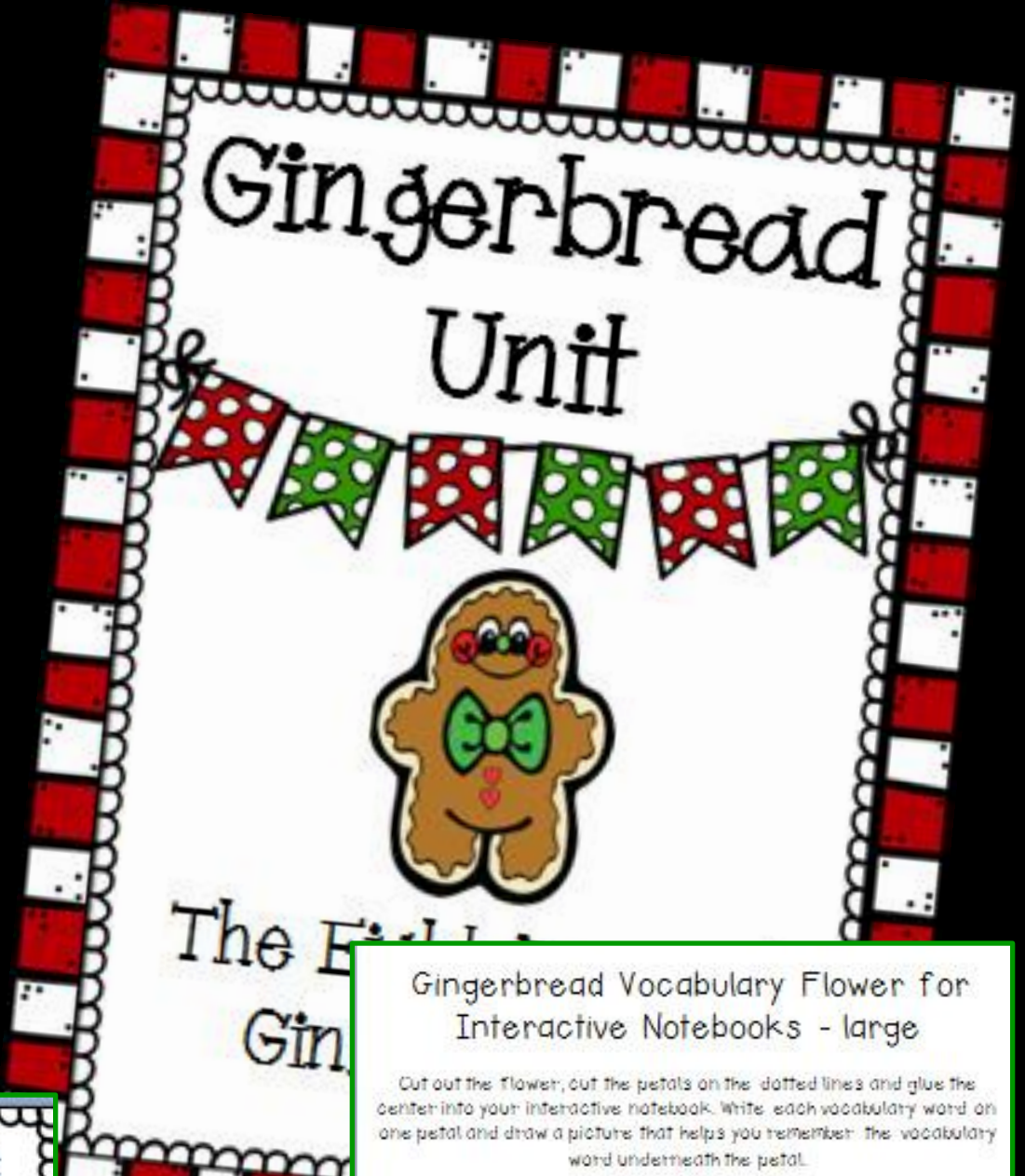


Up to two weeks of ELA Lessons done for you!



Gingerbread Unit

By Erin Lane

Prepare Student Packets in Advance (I use the order below)

If you are using the interactive notebook pages, then you won't need a student packet.

Student History: Gingerbread

Gingerbread Unit Vocabulary:

Lesson plans, vocabulary and spelling

catch
gingerbread
burned
hopped
popped
cinnamon

Gingerbread Vocabulary Flower for Interactive Notebooks - large

Cut out the flower, cut the petals on the dotted lines and glue the center into your interactive notebook. Write each vocabulary word on one petal and draw a picture that helps you remember the vocabulary word underneath the petal.

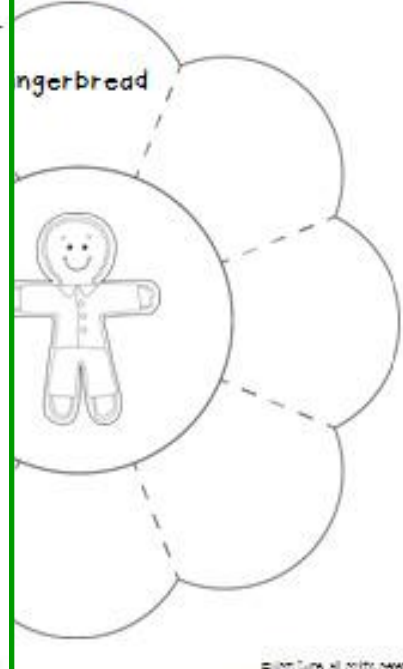
Name: _____

Gingerbread Common Nouns

A common noun is a person, place, or thing. List some common nouns that are related to a gingerbread man. Then, put them in their appropriate category below.

Common Nouns

Person	Place	Thing
_____	_____	_____
_____	_____	_____
_____	_____	_____
_____	_____	_____
_____	_____	_____



Vocabulary Display Cards

gingerbread

High-Frequency

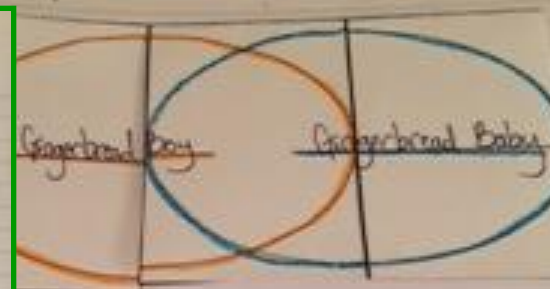
Spelling List

- house
- gingerbread
- popped

Spelling List

- house
- gingerbread
- popped
- hopped
- dough
- catch
- baked
- woman

Compare & Contrast



Different Versions of the Gingerbread Man

Title	Characters	Beginning	Catch Phrase	Ending

Compare and Contrast

Comprehension activities

Interactive Notebook pages

Brainstorm



My Gingerbread Story Pre-Write

Characters	Setting(s)

Writing activities

Contraction Fun!

Directions: Complete the missing part of the contraction. I have put all of the contractions in alphabetical order.

- was not - _____
- I will - _____
- I am - _____
- It is - _____
- we are - _____
- do not - _____
- _____ - they've
- _____ - can't

Gingerbread Verbs

Verbs are action words. List some verbs that describe the actions of a gingerbread man. Then, choose one to illustrate below:

Verbs: _____

Alphabetize the _____

Grammar activities

Gingerbread Pre-Write Flaps for Interactive Notebooks - large

Cut out flap book, cutting apart each flap, and glue it into your interactive notebook. Under each flap, brainstorm ideas for writing your own version of gingerbread story.

Characters
Setting(s)
Beginning
Middle
End

Gingerbread for Sale!

Name: _____

ELA Reference: _____

Oral presentation

ABCDEF GHIJKL MNOPQR STUVWXYZ

Illustration of the Verb: _____