


LISTEN & COLOR



1. CHOOSE IF YOU WANT TO USE SINGLE-STEP OR MULTI-STEP DIRECTIONS.

Fun
n
n
i
e
s
!

Shimble Permanent Marker


Single-Step Directions:

- Draw a green squiggly line on each carrot top.
- Color the carrots orange.
- Color in a purple bow on each ear of the bunny holding the carrot.
- Write the word "carrots" in orange on the blank line inside the thought bubble.
- Color in the upside down bunny's nose pink.
- Lightly shade in the thought bubble yellow.
- Outline the egg in red.
- Color all six bunny ears blue.
- Draw a pink belly button on each bunny.
- Draw a green egg on top of upside down bunny's head.


Multi-Step Directions:

- Draw a green squiggly line on each carrot top and color in the carrots orange.
- Draw and color in a purple bow on each ear of the bunny holding the carrot. Then, on that same bunny, use red to draw rosy cheeks by adding a colored circle to each cheek.
- Find the thought bubble. Write the word "carrots" in orange on the blank line and then shade in the bubble yellow.
- Color in the upside down bunny's nose green and then draw blue socks on his feet.
- Outline the large egg in red and then shade it in pink.
- Color the other two bunnies' noses pink and then draw a pink belly button on all of the bunnies.
- Draw a purple egg balancing on the sitting bunny's head and use orange to create a design inside the egg.
- Draw a green egg on top of the upside down bunny's head. Use blue to create a design inside the egg.
- Color the pink-nose bunnies' ears pink and the green-nose bunny's ears green.
- In the top right corner, use green to write an equation. Add the number of carrots plus the number of eggs on the page. Then, solve the equation.

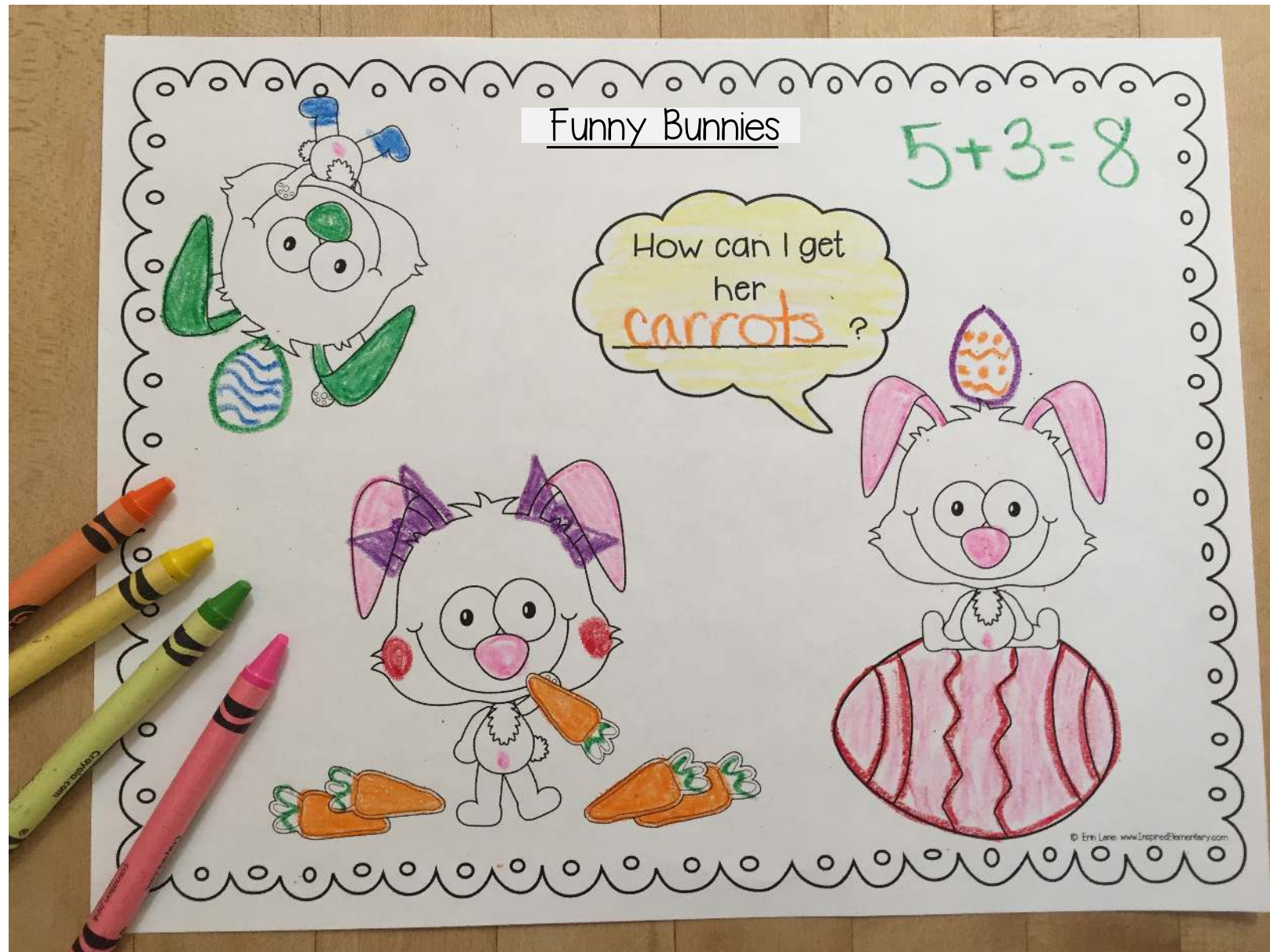
© Erin Lane www.inspiredtoterminators.com



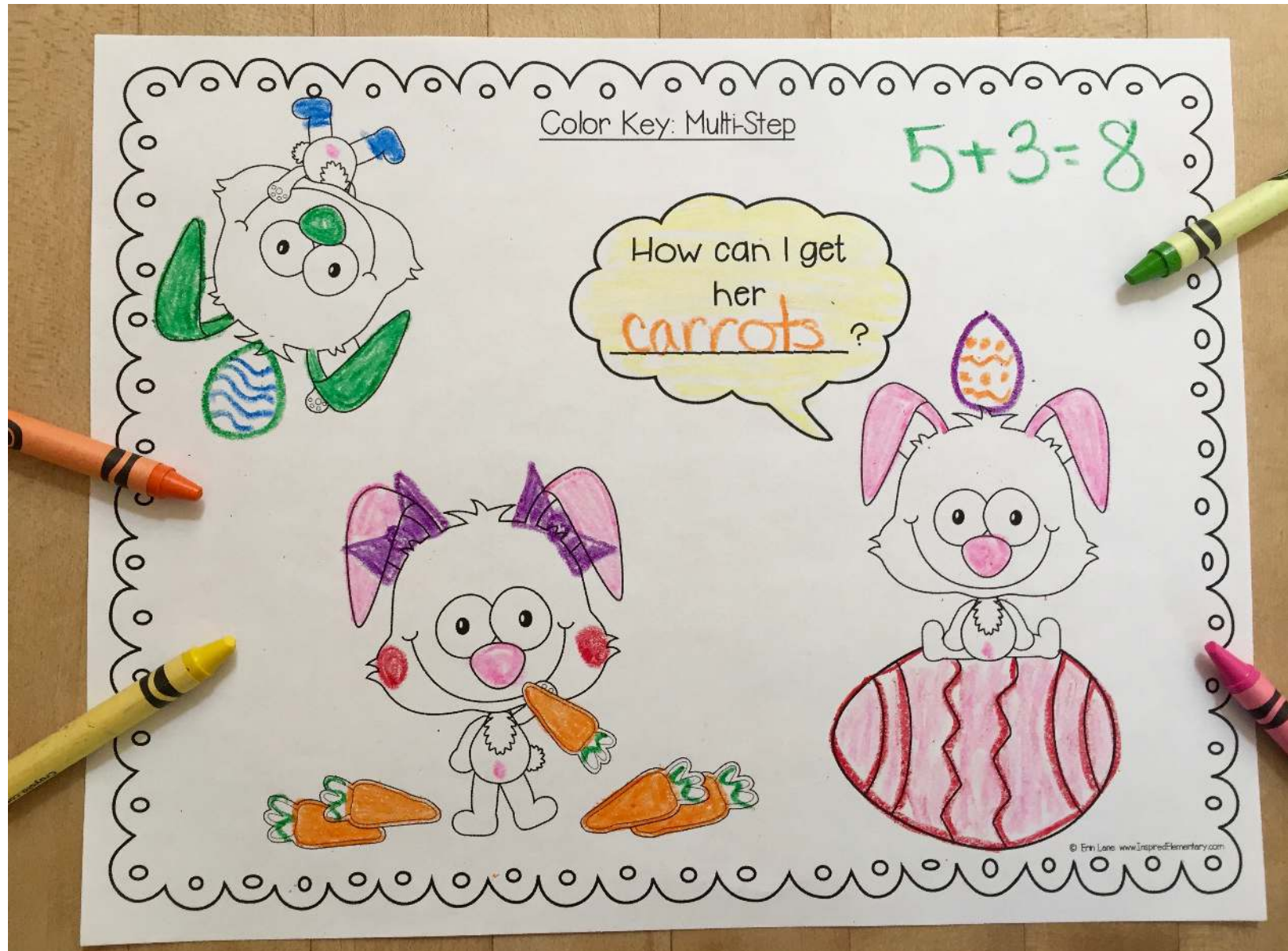
2. GIVE EACH STUDENT A BLANK COLORING PAGE AND HAVE THEM TAKE OUT CRAYONS.



3. STUDENTS COLOR IN AS YOU READ ALOUD THE DIRECTIONS. OR, YOU CAN RECORD YOURSELF READING THE DIRECTIONS AND MAKE THIS A LISTENING CENTER!



**INCLUDED WITH EACH ACTIVITY IS A COLOR ANSWER KEY ALREADY COLORED IN FOR YOU!
DISPLAY THAT FOR THE STUDENTS
TO SEE HOW THEY DID.**



EACH MONTH INCLUDES A DATA RECORD SHEET TO EASILY TRACK STUDENT LISTENING. THIS INFORMATION IS SO HELPFUL AT PARENT CONFERENCE TIME, OR WITH IEPs.

Listen & Color Record Sheet - April

Name	Funny Bunnies!	April Showers	Spring Cleaning	Bunnies and Eggs	Total