



LISTEN & COLOR



1. CHOOSE IF YOU WANT TO USE SINGLE-STEP OR MULTI-STEP DIRECTIONS.

S
N
O
W
M
E
N

F
U
N
!


Single-Step Directions:

- Draw a blue circle around any one snowflake.
- Color in any one snowflake pink.
- Color the two snowmen's noses orange.
- Draw two black buttons on the snowman on the right.
- Circle any one snowflake with green.
- Outline any one snowflake purple.
- Color in the leftover snowflake yellow.
- Shade in the scarf blue on the snowman on the left.
- Put a red X on the largest snowball.
- Shade in the scarf green on the snowman on the right.


Multi-Step Directions:

- Draw a blue circle around the first snowflake and color the third snowflake pink.
- Outline the second snowflake purple and circle the fifth snowflake green.
- Color the fourth snowflake yellow. Then, color in the four smallest snowballs yellow, too.
- Put a red X on the largest snowball. Then, color the other two snowballs pink.
- Shade in the scarf blue on the snowman on the left and shade in the scarf green on the snowman on the right.
- Color both snowmen's noses orange and add two black buttons to the snowman on the right.
- Choose a name for the snowman on the left. Write that name inside its body using black.
- Choose a name for the snowman on the right. Write that name inside its body using black.
- Outline the hat of the snowman on the left in black. Then, on the snowman on the right, color in the hat red.
- Draw a small, yellow snowball in one snowman's free hand. Then, draw a large, red snowball in the other snowman's free hand.


© Erin Lane www.LittleEmersonary.com




2. GIVE EACH STUDENT A BLANK COLORING PAGE AND HAVE THEM TAKE OUT CRAYONS.



3. STUDENTS COLOR IN AS YOU READ ALOUD THE DIRECTIONS. OR, YOU CAN RECORD YOURSELF READING THE DIRECTIONS AND MAKE THIS A LISTENING CENTER!



**INCLUDED WITH EACH ACTIVITY IS A COLOR ANSWER KEY ALREADY COLORED IN FOR YOU!
DISPLAY THAT FOR THE STUDENTS TO SEE HOW THEY DID.**



EACH MONTH INCLUDES A DATA RECORD SHEET TO EASILY TRACK STUDENT LISTENING. THIS INFORMATION IS SO HELPFUL AT PARENT CONFERENCE TIME, OR WITH IEPS.

Listen & Color Record Sheet - December

Name	Snowmen Fun!	Gingerbread Family	The North Pole	Granny Swallowed Christmas	Total