



LISTEN & COLOR



1. CHOOSE IF YOU WANT TO USE SINGLE-STEP OR MULTI-STEP DIRECTIONS.

Single-Step Directions:

S Color the hula-hoop purple.

n Color in both leprechauns' boots green.

e Color the gold coins yellow.

a Draw a black, empty pot o' gold underneath the slide.

k Add in an orange sun in the top, right corner of the page.

y Color both kids' shoes blue.

L Draw a pink bow on top of the girl's head.

e Outline both leprechauns' hats in green.

p Color in both leprechauns' clothes green.

r Draw four yellow coins falling out of the pot o' gold.

e

G

h

a

U

n

Multi-Step Directions:

Color the hula-hoop purple and outline the girl's smile in red.

Color both leprechauns' boots green and outline their hats in green.

Color both leprechauns' clothes green and the one behind the slide, color his socks yellow.

Draw a black, empty pot o' gold underneath the slide. Then, add in a red arrow pointing down on top of each leprechaun.

Put an orange sun in the top, right corner of the page. Then, color both kids' shoes blue.

Color the gold in the pot o' gold yellow and then draw six yellow coins falling from the pot.


Put a purple X on the slide. Then, draw and color in three red apples on the tree.

Chose five blades of grass in a row to color in. Then, in that colored grass draw a pink flower on a green stem.


Outline the tree bark and branches in brown. Draw and color in a blue bird on the right tree branch (the right side when looking at the tree).

Circle the girl's hands with orange and circle the boy's hands with brown.


© Erin Lane www.InspiredElementary.com



2. GIVE EACH STUDENT A BLANK COLORING PAGE AND HAVE THEM TAKE OUT CRAYONS.



3. STUDENTS COLOR IN AS YOU READ ALOUD THE DIRECTIONS. OR, YOU CAN RECORD YOURSELF READING THE DIRECTIONS AND MAKE THIS A LISTENING CENTER!



**INCLUDED WITH EACH ACTIVITY IS A COLOR ANSWER KEY ALREADY COLORED IN FOR YOU!
DISPLAY THAT FOR THE STUDENTS TO SEE HOW THEY DID.**



EACH MONTH INCLUDES A DATA RECORD SHEET TO EASILY TRACK STUDENT LISTENING. THIS INFORMATION IS SO HELPFUL AT PARENT CONFERENCE TIME, OR WITH IEPS.

Listen & Color Record Sheet - March

Name	March Sports Mania!	Happy St. Patrick's Day!	Sneaky Leprechaun	Spring is Here!	Total

© Erin Lane. www.InspiredElementary.com