


SIX DIFFERENT JOBS!



Five job description worksheets are shown, each with a title, job descriptions, and a space for the student's response.


- Creative Connector**
Job Descriptions:
1. As you read, your job is to make connections to the story. You can connect by thinking of something in the story that relates to you (past-to-self connections), by thinking of how the story is like another story you've read, or how characters or plots are similar to two stories (text-to-text connections), or by how the story makes you feel of something similar to the word around you (text-to-world connections).
2. Write in the box below:
My connect (make a):
My Connect:
- Word Wizard**
Job Descriptions:
1. As you read, look for interesting words to write down. There can be words that are new to you, words that you find funny when you say them, or words that give a great description. Put a Post-it on the word. When you find a word, or just record it below.
2. Write in the box below:
Found on page(s):
- Artistic Artist**
Job Descriptions:
1. Become an illustration! After you read the book or story, choose a part to illustrate.
2. Write a caption about what is happening in the picture.
Captions:
A picture of the p:
- Passage Predictor**
Job Descriptions:
1. As you read, stop and make two predictions about what will happen next in the story. You can make a prediction about a character, about the setting, or about any upcoming events in the story. Make sure you remember the pages at which you stopped, so you can complete the activity below after reading time.
2. Write above the page number at which you stopped to predict. Then, write your prediction.
Remember where I stopped to predict. Then, write your prediction.
Page #:
- Super Summarizer**
Job Descriptions:
1. As you read the story, keep track of the characters, the setting and the main events of the story (you may want to use Post-its, or take notes on the back of this paper).
2. When you finish reading, draw and label pictures of the character(s) and the setting(s) for the part you read today.
3. Write a short summary, 3-5 sentences, telling the main events of the story.
Character(s):
Setting(s):
Write a short summary of the story below. Remember to include all the important events.
- Discussion Director**
Job Descriptions:
1. During group reading, your job is to stop the group at an appropriate time to let the Passage Predictor make his/her two predictions.
2. After reading, you lead group discussion, using prompts from the Literature Circle Discussion Tic-Tac-Toe, or by having group members answer the following two questions:
* What was your favorite part of what we read today, and why?
* What do you predict will happen next time?
3. Write down how your group did today, and any students that stood out (participated a lot, had great fluency during read aloud, etc...). Then, draw a picture of your group discussion time (include captions).
What we did:
Illustration of group time today:

DIFFERENTIATED JOB SHEETS!

of pages read: _____

Author: _____

mmarizer



characters, the setting and the main events of the story (you may want to use Post-its, or take notes on the back of this paper).

Notes for the _____


Name: _____

Book/Story Title: _____

of pages read: _____

Author: _____

Super Summarizer



Job Description:

1. As you read the story, keep track of the characters, the setting and the main events of the story (you may want to use Post-its, or take notes on the back of this paper).
2. When you finish reading, draw and label pictures of the character(s) and the setting(s) for the part you read today.
3. List the main events from your reading today.

Character(s):	Setting(s):


Think about what you read today. List the main events of what happened below.

1. _____
2. _____
3. _____
4. _____
5. _____

© Erin Lutz, www.InspiredElementary.com

TEACHING TOOLS!

Your job is to find new or interesting words as you read.




Word Wizard

of pages read: _____

Author: _____

Sounding like: _____

Word Wizard



Word Descriptions

- For your word, list the sounding words in the circle. Circle the words that will be new to you. Write the words that sound funny when you say them, or words that give a great description of a word or an image where the word is found, or the word or image.
- Write down two of the words that you listed on the page, under the word they are related to.
- Look up the word in the dictionary and write the definition. Circle the word in a sentence of your own.

Circle the words in the text

Word #1 _____

Part of sentence _____

Definition _____

My sentence _____

Word #2 _____

Part of sentence _____

Definition _____

My sentence _____

Illustration of the word _____

Your job is to make connections to the reading.

- ★Text-to-Text
- ★Text-to-Self
- ★Text-to-World
- ★Text-to-Media

The image displays three sample pages from a 'Text-to-Media' notebook, designed for students to record their thoughts and predictions while reading.

- Left Page (Connector):** Titled 'Connector', it features a drawing of a girl and a cat. The text prompts the student to 'Write your connector. This connector is the link between the text and the media.' Below the drawing, it says 'Text-to-World' and 'Text-to-Media'.
- Middle Page (Prediction):** Titled 'Your job is to make predictions about your ling.', it features a large magnifying glass graphic. The text prompts the student to 'Write your prediction. This prediction is the link between the text and the media.' Below the drawing, it says 'Text-to-World' and 'Text-to-Media'.
- Right Page (Passage Predictor):** Titled 'Passage Predictor', it features a magnifying glass graphic. The text prompts the student to 'Write your prediction. This prediction is the link between the text and the media.' Below the drawing, it says 'Text-to-World' and 'Text-to-Media'.

Your job is to make connections to the reading.

- Text-to-Text
- Text-to-Self
- Text-to-World
- Text-to-Media

Name _____
 Birthday _____
 Address _____
 Author _____

Creative Connector

Two Descriptions

1. As you read your job is to make connections to the story. You can connect by using of course story (you can use your **book** and **connect**) by using of book is story or the characters, because for every story you have of connections to the story should you first to **describe** (connect) or by how it story "connect" you at explaining you like it or if the character like them.
2. When read the part of the story that you connect to and give connection. Text, Pictures in the book.

My connection to _____ **Text-to-Text** **Text-to-World**
 (something)

My Connections **Text-to-Self** **Text-to-Media**

I learned of the part of the story that I connected to _____
 I learned of the connection _____

www.mrsjacksonsclass.com

Text-to-Talk

Title _____ Name _____ Au _____

Book Cover of Predictions

Directions: Look at the cover of the book you are about to read. Write some phrases and draw some pictures to show what you predict the book might be about, who the characters are and where the story might take place.

Name _____

“Quotation Quest”

Quotation marks are used in writing to identify when a character is talking. Fill in each quotation bubble with a quote from a character that you find interesting, funny, or unusual.

Remember to use your proper punctuation marks!

Characters

Characters

Characters

Characters

Characters


© 2004 by Linda Ward Beech, Scholastic Teaching Resources

Text-to-Self

Something you read reminds you of something in your own life.

Text-to-Media

Something you read
reminds you of
something you saw on
T.V., the computer,
etc...

A cartoon illustration of a girl with curly hair and a headband, wearing a collared shirt, sitting and reading an open book. Above her head is a thought bubble containing a simple drawing of a laptop computer. The entire illustration is set against a background of colorful, hand-drawn stripes in orange, pink, and green.

Text-to-Text

Something you read from one book reminds you of something from another book.

Text-to-World

Something you read reminds you of something in the world around you.

INSPIRED elementary

INSPIRED
elementary

SET STUDENTS UP FOR SUCCESS!

LITERATURE CIRCLE PARTICIPATION

Give yourself and your group members a score: 3 - 2 - 1 -

Bee responsible! 

Group Members	On Task/Did Job	Paid Attention
Me:	3 2 1	3 2 1
	3 2 1	3 2 1
	3 2 1	3 2 1
	3 2 1	3 2 1
	3 2 1	3 2 1

LITERATURE CIRCLE DISCUSSION TIC-TAC-TOE!

Choose three discussion starters in a row to make a tic-tac-toe!

Which character can you relate to in today's reading, and why?	How did...?	My favorite scene in today's reading was...because....
What did you think of...?	What do you think the author could have done differently?	How would you have...?
What would happen if...?	I predict...	Do you agree with _____ in the text?

LIT. MESSAGES

?	Hmm....I have a question about the plot or a character
!	An important part of the text
LOL	Funny part of the text
♥	Favorite part of the text
♥	Something in the text that I do not like
T2S	Text-to-self connection
T2T	Text-to-text connection
T2W	Text-to-world connection
T2M	Text-to-media connection
Ⓟ	I have a prediction
#	Hash tag for a new word, or a word that stands out in the text

Literature Circle Planning Page

Book Title	# of Pages to Read	My Job

INSPIRED elementary