

Poetry is as easy as 1-2-3!

Haiku

A Haiku is a Japanese poem that does not rhyme.
It is a poem that describes something in nature.
Haiku poems have three lines, with a certain
number of syllables in each line.

Line 1 5 syllables
Line 2 7 syllables
Line 3 5 syllables

The Ocean

Beautiful ocean
Roaring waves crash down on me
Floating in the foam

1. Introduce the style of poetry with an introduction and an original example that has been done for you!

2. Give students the planning page to help guide them in writing their own rough draft of the poem.

Name _____

Haiku Planning Page

First, think of a topic about nature. Think about the things that you have seen outside. Close your eyes and picture a moment outside and everything around you. Better, write down what you see and hear.

What in nature are you describing? _____

Write down what you 'see' and 'hear' _____

Now, make that shorter, choosing less words: _____

Finally, fit it into three lines with the right amount of syllables.

_____ 5 syllables

_____ 7 syllables

_____ 5 syllables

3. Let students choose (or you can choose) the final copy paper to write their poem on for their Poetry Portfolio (each poetry style has 2-3 paper choices).

Haiku

By _____

This is a hand-drawn template for a Haiku poem. It features a decorative border with floral patterns in the corners. The word "Haiku" is written at the top. There are three horizontal lines for the poem, followed by a line for the author's name labeled "By".

Haiku

By _____

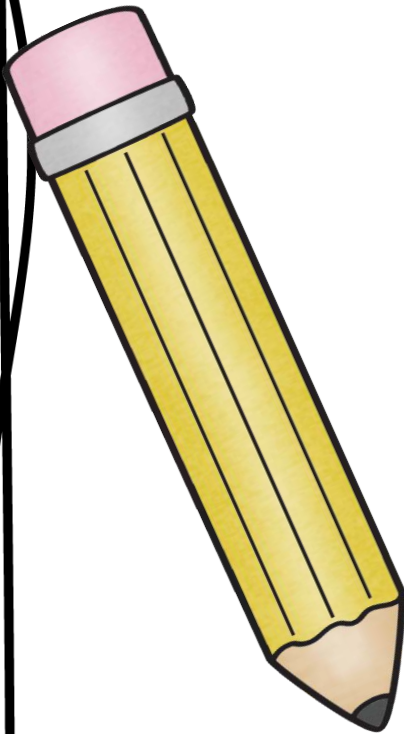
This is a simple, rectangular template for a Haiku poem. The word "Haiku" is centered at the top. It includes three horizontal lines for the poem and a line for the author's name labeled "By".

Haiku

By _____

This is a Haiku poem template featuring a simple line drawing of a tree with three circular leaves at the top left. The word "Haiku" is written at the top right. It has three horizontal lines for the poem, a line for the author's name labeled "By", and a large, empty rounded rectangular box at the bottom.

Five Week Planning Guide Included!



Poetry Unit:
Five Week Planning Guide

Day 1 Limerick intra/plan sheet	Day 2 Limerick final draft/share	Day 3 Haiku intra/plan sheet/final	Day 4 Acrostic intra/plan sheet	Day 5 Acrostic final draft/share
Day 6 Autobiography intra/plan sheet/final	Day 7 Cinquain intra/plan sheet	Day 8 Cinquain final/share	Day 9 Triplet intra/plan sheet/final	Day 10 Alliteration intra/plan sheet
Day 11 Alliteration final/share	Day 12 Character intra/plan sheet/final	Day 13 Diamante intra/plan sheet	Day 14 Diamante final/share	Day 15 Quatrain intra/plan sheet/final
Day 16 Season intra/plan sheet	Day 17 Season final/share	Day 18 I AM intra/plan sheet	Day 19 I AM final/share	Day 20 Metaphors intra/plan sheet/final
Day 21 Similes intra/plan sheet/final	Day 22 Poetry Book cover design/All About Author	Day 23 Unfinished poem time/ free write/share	Day 24 Unfinished poem time/ free write/share	Day 25 Author's Tea Party!

Styles of Poetry In this Unit:

1. Limerick
2. Haiku
3. Acrostic
4. Autobiography
5. Cinquain
6. Triplet
7. Alliteration
8. Character
9. Diamante
10. Quatrain
11. Season
12. I Am
13. Metaphors
14. Similes

Poetry Portfolio

Different Poetry Book or Poetry Portfolio cover options are included for students to decorate! Also, there is an About the Author page for students to personalize their portfolios.

My
Poetry
Portfolio

My Book of
Poems

My
Poetry
BOOK


My Book of
Poems



By: _____



About the Author



Name: _____

Age: _____ Grade: _____

Hobbies: _____

Favorite Color: _____

Favorite Foods: _____

Haiku

A Haiku is a Japanese poem that does not rhyme. It is a poem that describes something in nature. Haiku poems have three lines, with a certain number of syllables in each line.

Line 1 = 5 syllables

Line 2 = 7 syllables

Line 3 = 5 syllables

The Ocean

Beautiful ocean

Roaring waves crash down on me

Floating in the foam

Name: _____

Haiku Planning Page

First, think of a topic about nature. Think about the things that you have seen outside. Close your eyes and picture a moment outside and everything around you. Below, write down what you see and hear.

What in nature are you describing? _____

Write down what you 'see' and 'hear': _____

Now, make that shorter or choosing less words: _____

Finally, fit it into three lines with the right amount of syllables:

_____ title

_____ 5 syllables

_____ 7 syllables

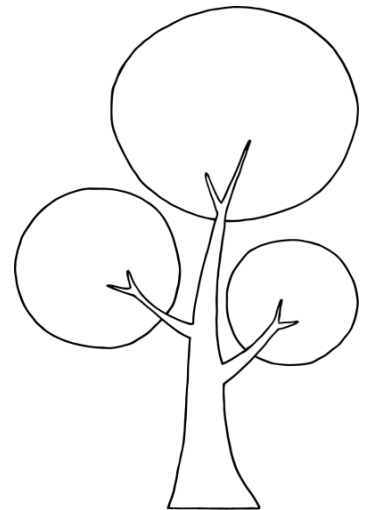
_____ 5 syllables

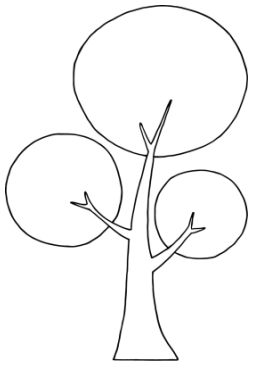
Let students
create their
own decorative
border

Haiku

SAMPLE

By: _____






Haiku

Let students
create add a
picture of
their poem

SAMPLE

By: _____



Haiku

SAMPLE

By: _____

Cute border
option with
room for a
picture below

Thank you for previewing this file! Here are some other favorite resources:

