

READING RESPONSE ACTIVITIES

STORY DISCUSSION WHEEL

Place a paper clip in the center of the wheel. Spin the paper clip and answer a discussion question/statement based on your reading.

LET'S VISUALIZE

Good readers make mental images in their head when they read. It helps make the story "come alive" and allows for better understanding of the story. Stop at two places in your reading and draw a picture of what you "see" (or visualize).

#1

AUTHOR'S PURPOSE

Color in a pencil below to identify the author's purpose. Write down two examples of evidence from the text to show how you know the author's purpose.

PERSUADE

INFORM

ENTERTAIN

MAKE AN INFERENCE

An inference is like a prediction, except you use clues from the story PLUS your personal experiences to infer what will happen next, or to explain something that has already happened.

STORY CLUE(S)

MY EXPERIENCE(S)

+

BURNING QUESTIONS

Before reading, a question that I have is:

Answer:

BOOK COVER of PREDICTIONS

TITLE:



MAIN IDEA CABIN

Write the main idea of your story and add three details that support the main idea of the story.

Main Idea

Detail

Detail

Detail

word web

Find a new or interesting word from your reading. Write that word in the center of the web. Complete the rest of the web.

Synonym

Part

INSPIRED elementary

EVALUATE THE TEXT

Think about your reading and complete the chart below.

Book title: _____

Funny part: _____

Part I liked: _____

LOL

LET'S VISUALIZE

Name: _____

Good readers make mental images in their head when they read. It helps them "come alive" and allows for better understanding of the story. Stop at a certain point in your reading and draw a picture of what you "see" (or visualize).

#1

FACT OR OPINION?

Name: _____

Find and write down five different sentences from your reading. Record the page number and color in the check mark to show if the sentence is a fact or an opinion.

☐ ☐ ☐ ☐ ☐

PREDICTION PATHWAY

Name: _____

Stop and predict what will happen next. Write the page number at which you stopped to predict. Write your prediction on the lines and draw a matching picture.

Pg. _____

I predict _____

BURNING QUESTIONS

Name: _____

Write a question that I have is: _____

Answer: _____

Another question that I have is: _____

BOOK COVER PREDICTIONS

Name: _____

TITLE: _____

READING STRATEGIES & COMPREHENSION

MAKE AN INFERENCE

Name: _____

An inference is like a prediction, except you use clues from the story PLUS your personal experiences to infer what will happen next, or to explain something that has already happened.

STORY CLUE(S) _____

MY INFERENCE _____

5 FACTS

Name: _____

Write five facts about a topic below. Put a star next to your favorite fact.

TOPIC: _____

MAKING CONNECTIONS

Name: _____

WHAT THE TEXT SAYS... _____

MY CONNECTION... _____

CHARACTER INTERVIEW

Name: _____

Choose a character from your reading that you would like to interview. On the lines below, write the questions that you would ask that character if they were sitting right next to you.

THE CHARACTER BEING INTERVIEWED: _____

FROM THE BOOK: _____

MY QUESTIONS: _____

TEXT-TO-TEXT CONNECTIONS

Name: _____

Story Title: _____

What the text says: _____

INSPIRED elementary

This reminds me of _____

Plot-a-Pillar

Name: _____

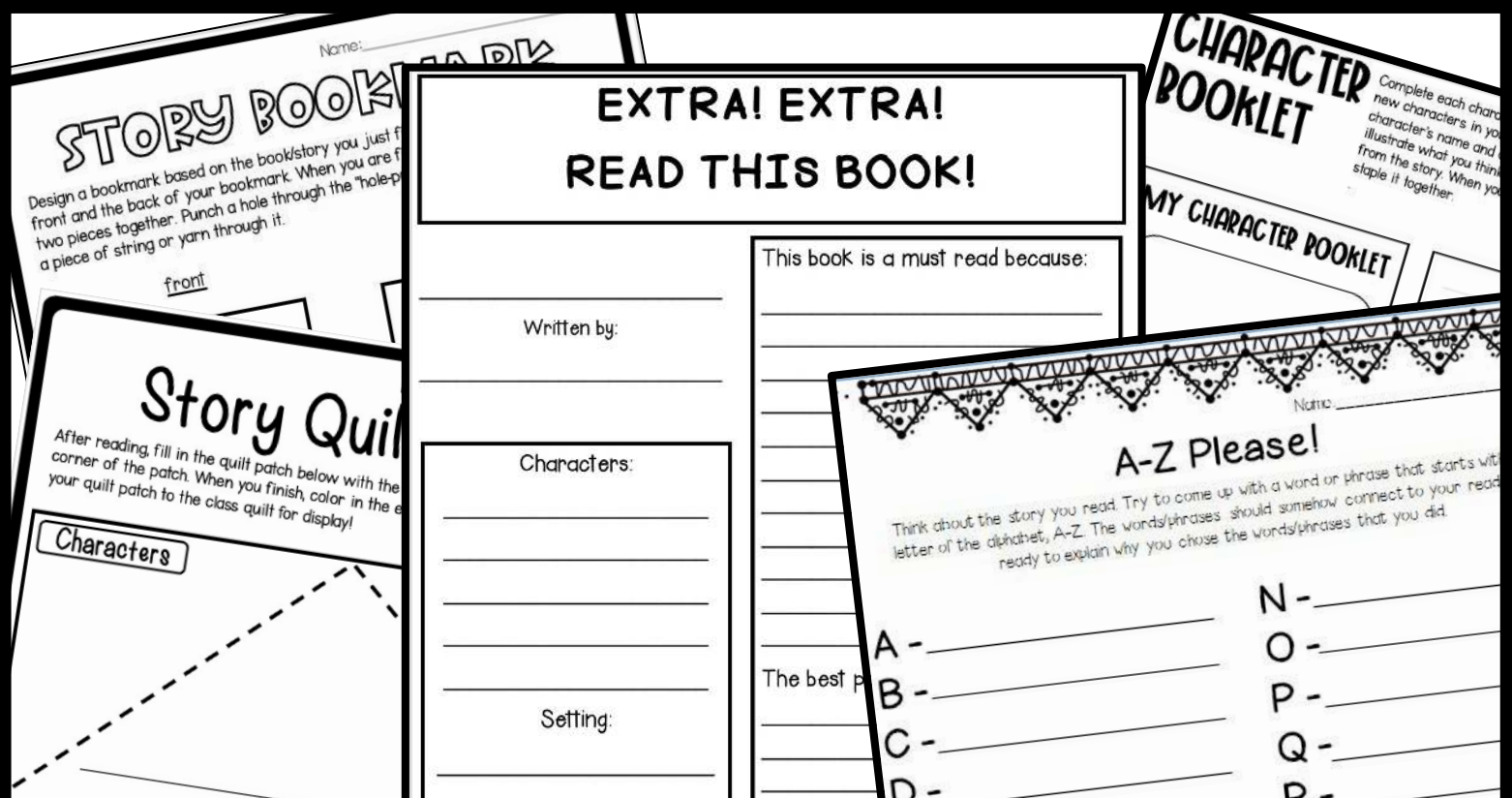
Main events from your reading in the "Plot-a-Pillar":

Event #1

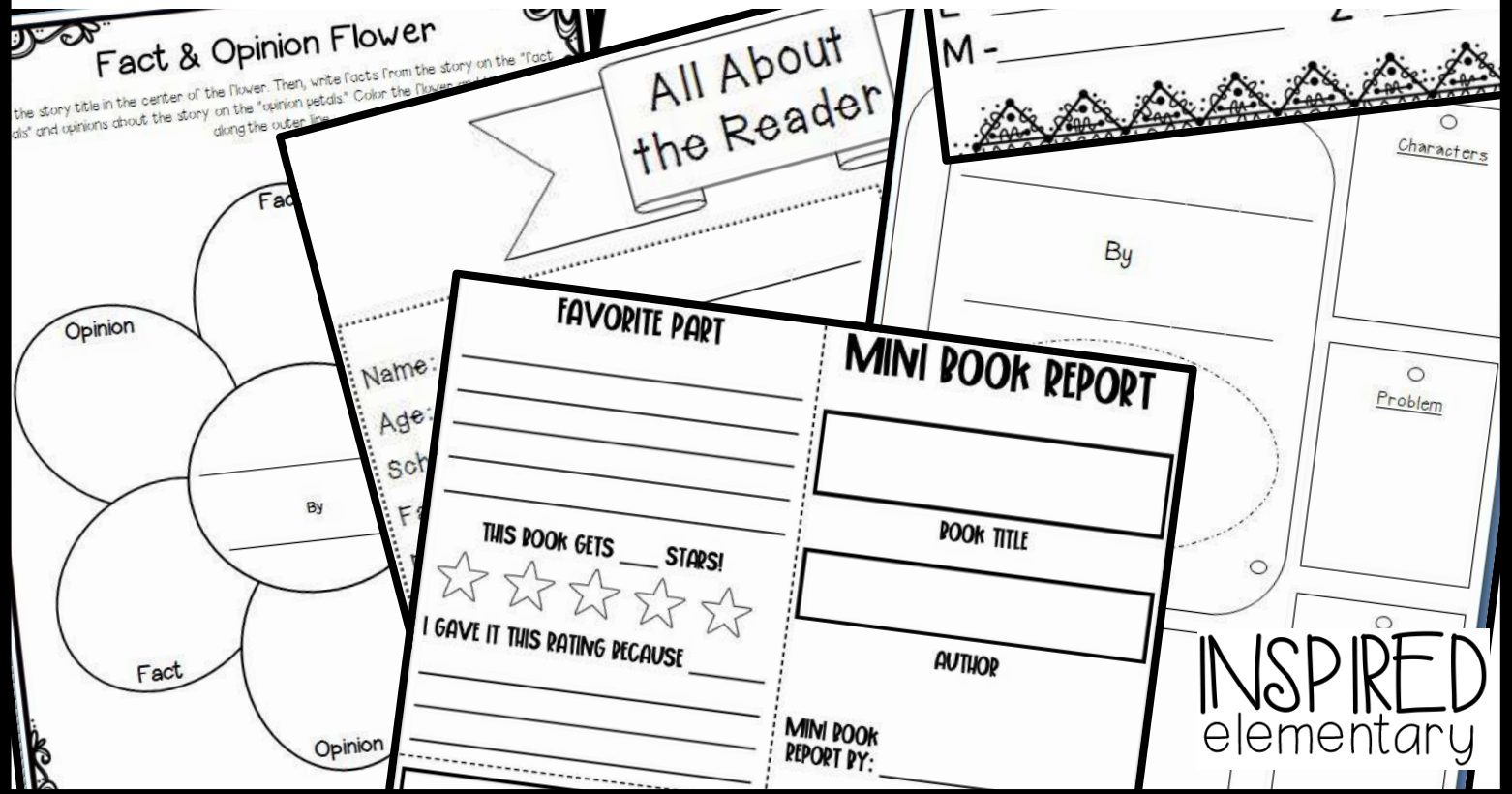
Event #2

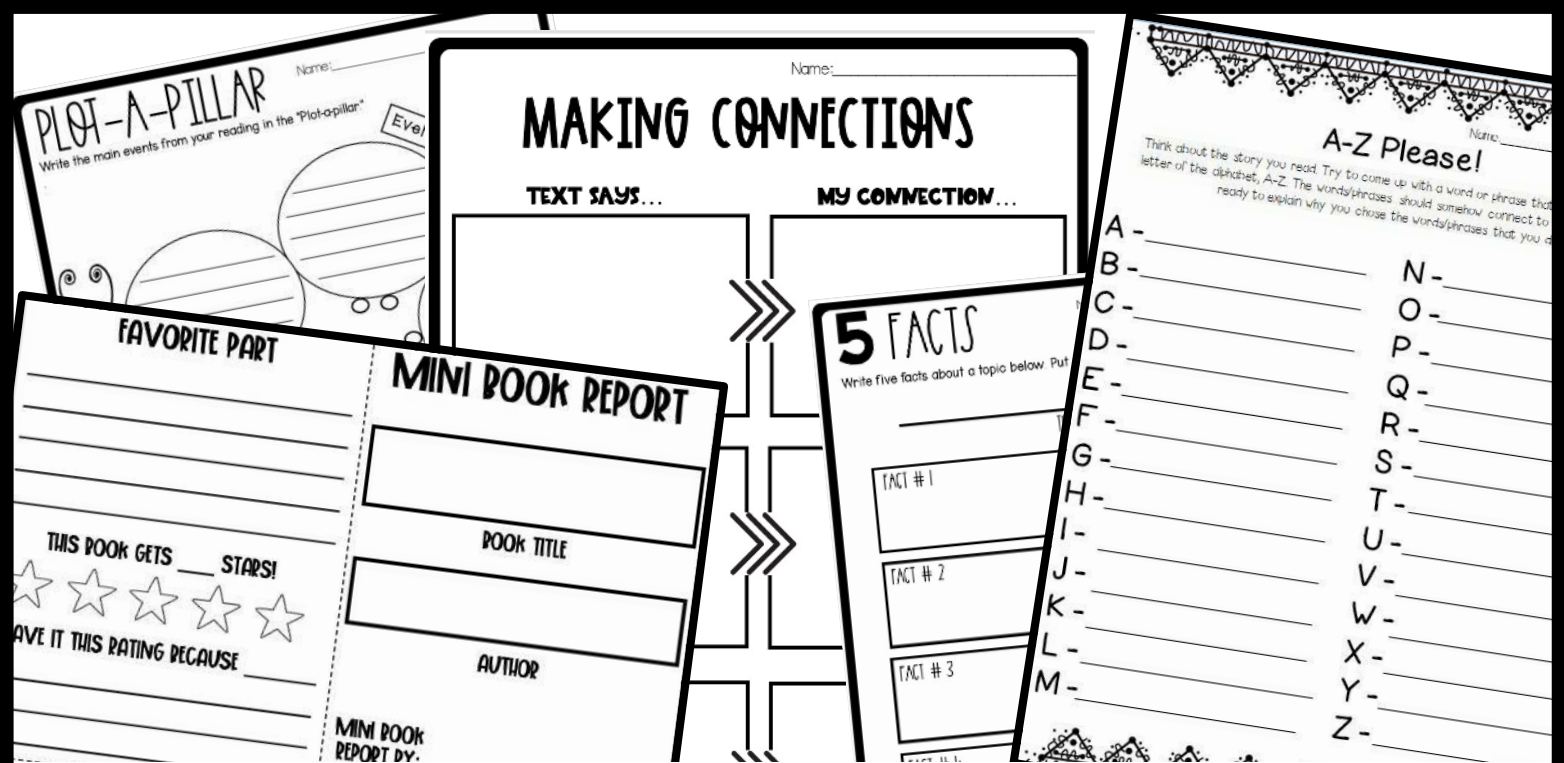
Event #3

Event #4



FUN BOOK ACTIVITIES FOR POST READING





**70+ PAGES TO
USE WITH ANY TEXT!**

