


Spelling

Activities

FOR ALL WORD LISTS!

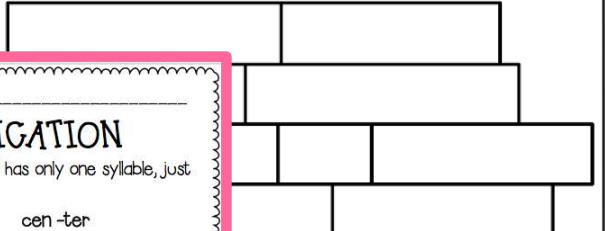
MAGIC APPLES Name: _____

Use a white crayon to write each spelling word inside the apples. Then, color over the apples with a colored marker to make your spelling word appear.



Spelling WORD ART WALL Name: _____

Use different types of writing (word art) to write each spelling word in a brick on the word wall. Color in the left over bricks.



SPELLING SYLLABICATION Name: _____

Divide your spelling words into syllables. If a word has only one syllable, just rewrite the word on the line next to it.

Ex: center cen-ter

Alphabetize Those Words! Name: _____

Put your spelling words in alphabetical order. Have fun!

Spelling Words

1. _____
2. _____
3. _____
4. _____
5. _____
6. _____
7. _____
8. _____


Type & Write Name: _____

Type each spelling word three times and then write it on the line below. Choose one spelling word to write in a sentence, and then type the sentence.

1. _____
2. _____
3. _____
4. _____
5. _____
6. _____
7. _____
8. _____
9. _____
10. _____

Spelling TEXTS Name: _____

Write a text message conversation between you and a friend. Use ALL of your spelling words in the conversation. Underline each spelling word you use.



EACH ACTIVITY IS MADE FOR WORD LISTS OF

10, 15, 20, OR 25!



Name _____

Alphabetize Those Words!

Put your spelling words in alphabetical order. Have fun!

Name _____

Alphabetize Those Words!

Put your spelling words in alphabetical order. Have fun!

Spelling Words

Name _____

Alphabetize Those Words!

Put your spelling words in alphabetical order. Have fun!

Spelling Words

1. _____
2. _____
3. _____
4. _____
5. _____
6. _____
7. _____
8. _____
9. _____
10. _____
11. _____
12. _____
13. _____
14. _____
15. _____

abcdefghijklmnopqrstuvwxyz

© Inspired Elementary All rights reserved.

Name _____

Alphabetize Those Words!

Put your spelling words in alphabetical order. Have fun!


Spelling Words

1. _____
2. _____
3. _____
4. _____
5. _____
6. _____
7. _____
8. _____
9. _____
10. _____
11. _____
12. _____
13. _____
14. _____
15. _____
16. _____
17. _____
18. _____
19. _____
20. _____

abcdefghijklmnopqrstuvwxyz

© Inspired Elementary All rights reserved.

DIFFERENTIATE!



BUBBLE WORDS

Write your spelling words in bubble letters. Then, color in each word.

1. _____

2. _____

3. _____

Silly spelling rhymes

Write your spelling words below. Then, write a word that rhymes with each spelling word. If you can't think of a real word, then come up with a nonsense word! **Challenge:** Use ONE spelling word and its rhyming word to write a silly sentence.

spelling words

rhyming word

1. _____

SPELLING STORY

Use five of your spelling words in a short story. Underline each spelling word. Then, draw a picture to match your story in the bubble below. Be creative!

BIG & small

Write each spelling word in all CAPITAL LETTERS and then in all lowercase letters.

CAPITAL

lowercase

1. _____

2. _____

3. _____

4. _____

5. _____

6. _____

7. _____

8. _____

SPELLING Draw

Draw a picture that shows all of your spelling words. Then, label each picture with the spelling word that it represents. Finally, color your picture.

SPELLING IS FUN FOR STUDENTS ALL YEAR LONG WITH THIS PACK!

Spelling Words Word Search

Hide your spelling words inside this word search. Fill in the empty boxes. Bonus: Hide three extra words in the word search and see if you can find them!

Spelling Word

Dictionary Dig

Spelling word: _____

Dictionary page number: _____

My word is in the _____ beginning _____ middle _____ end _____
of the dictionary: (circle one)

Definition: _____

Part of speech: _____ (noun, verb, adjective, etc...)

My word used in a sentence: _____

Illustration of word: _____

Words Worth What? - C

Use this page to calculate how much your words are worth.

	a	b	c	
d	e	f	g	h
i	j	k	l	m
n	o	p	q	r
s	t	u	v	w

Setting up a Spelling Center

There are so many ways to set up a spelling center in your classroom! The one way that I have found to be the most efficient is using a file crate and file folders. Here's a picture of mine below:



You can see my detailed blog post on setting up this spelling center over at Inspired Elementary. File Crate signs are also included in this pack!

More Teacher FAVORITES

