

PRE-PRIMER WORDS

Sight Word ACTIVITY BOOKS BUNDLE!



S
A
M
P
L
E

The Cow.
said
Moo



Name: _____


The cow said,
"Moo."




The sheep said,
"Baa."



The pig said,
"Oink."



The horse said,
"Nay."



The farmer said,
"Hi."




Find It!

big	make	down	come	look
said	away	said	funny	said
here	said	blue	said	three

Color It!



Connect It!



Write It!



Each book has a five-page story with a predictable sentence and a sight word in traceable letters on each page.

There is also a cute, supporting picture on each page to help emergent readers.



“Find It”

Sight word recognition activity or assessment



Excellent assessment to see if students can recognize the sight word being practiced.

Have students color in, circle or highlight the sight word on the “Find It” table.

“Write It”

Sight word
writing
activity



After students complete the “Write It” activity, I let them do some fun sight word chalkboard time. They can use the “Find It” page to practice writing multiple sight words.



“Color It”

Fine motor
fun!

Use this as a
Play-Doh mat first to
“roll” the sight word,
and then color!
OR...

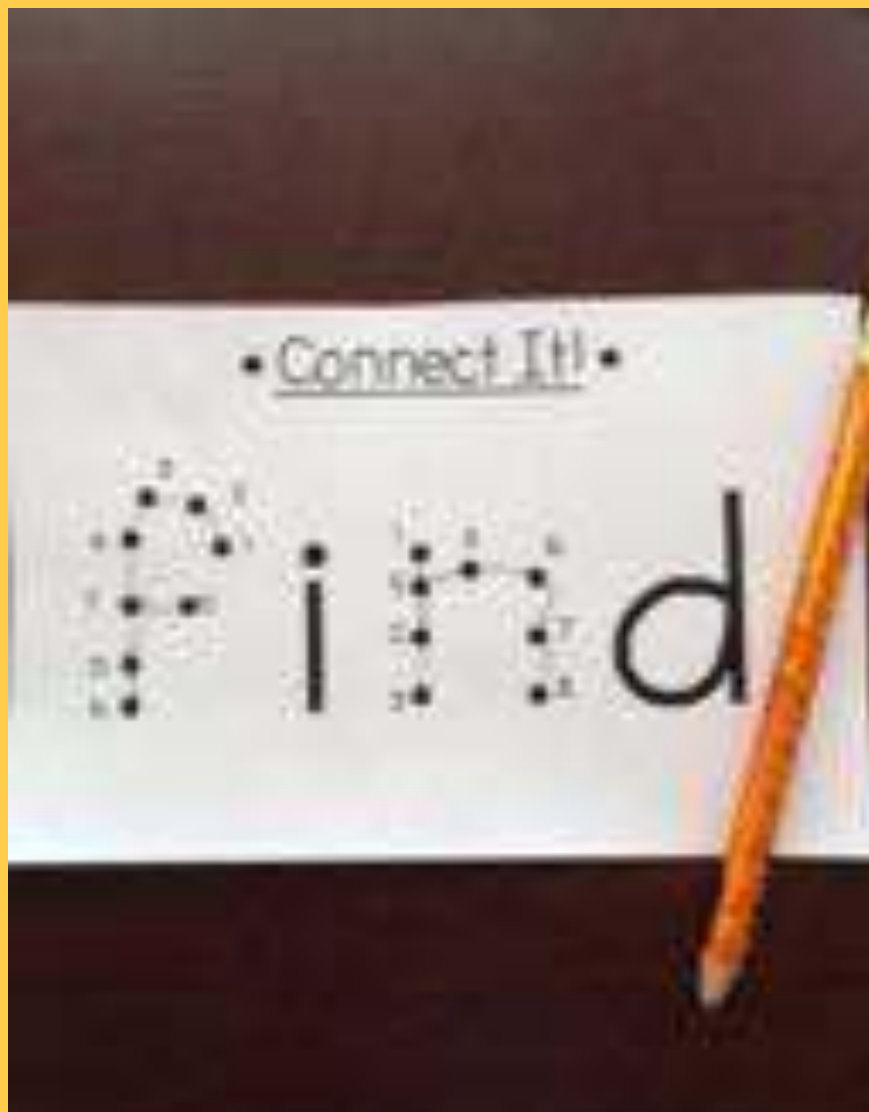
Give students some
scrap construction
paper and let them
color in the sight
word by doing some
fun tear art! I keep
a bin of scrap
construction paper
just for this!



“Connect It”

More fine motor and
counting fun!

Students do a connect-the-dot by
numbers to finish the sight word.



Book Box

- *Cereal Box
- *Contact Paper
- *Sharpie

Cut a cereal box in half. Cover it in contact paper (wrapping paper is cute too). Write the students' name on it. Store these on a bookshelf for students to have easy access.

*I let students grow their own sight word library. They love rereading their books!



