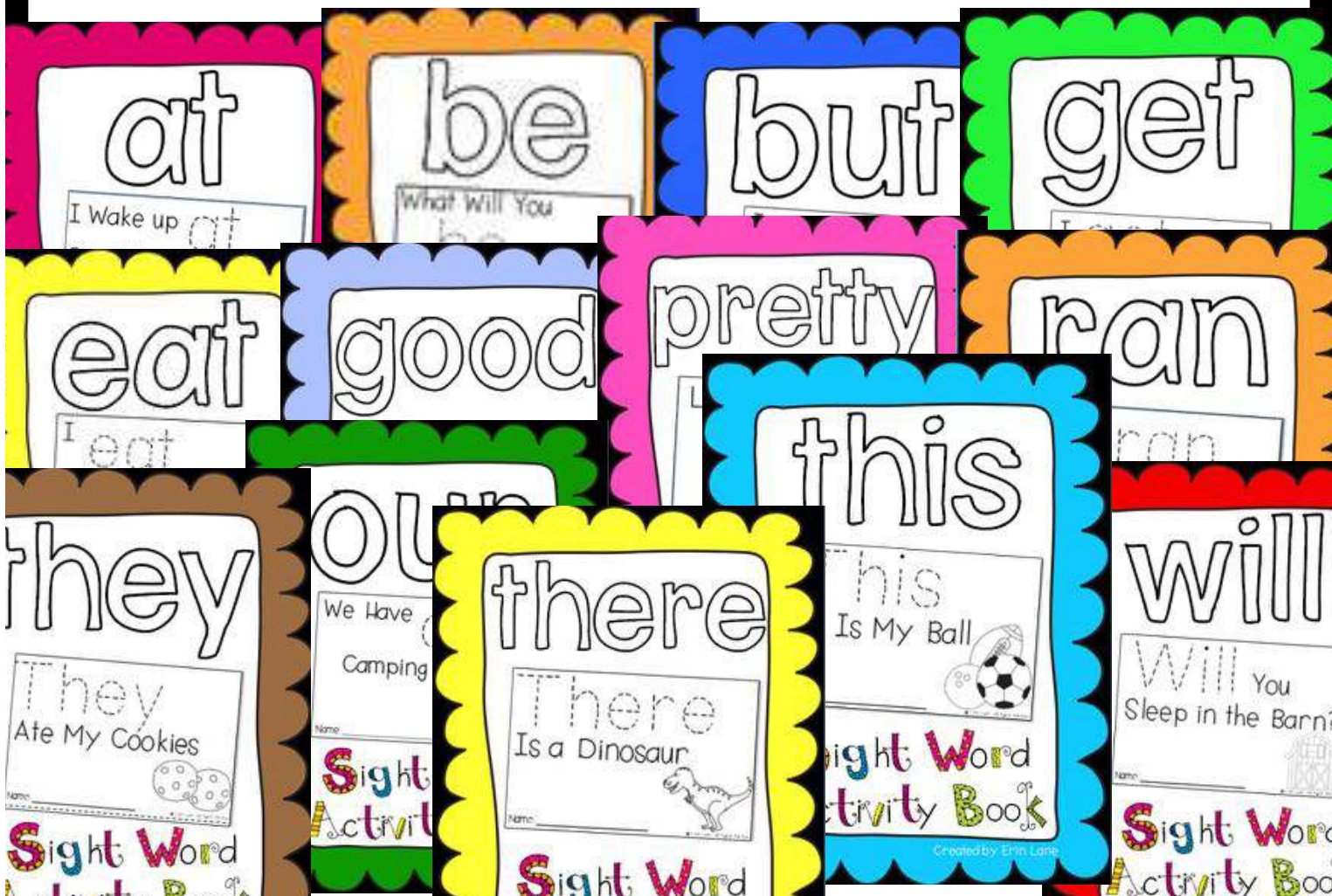


PRIMER WORDS

Sight Word Activity Books BUNDLE!



S
A
M
P
L
E

What Do You
have
in Your Backpack?



I have pencils
in my backpack



I have scissors
in my backpack.



I have crayons
in my backpack.



I have a notebook
in my backpack.



I have glue
in my backpack.



Find It!

he	was	have	she	into
like	we	saw	this	have
have	are	have	have	help

Color It!

Connect It!

Write It!

Each book has a five-page story with a predictable sentence and a sight word in traceable letters on each page.

There is also a cute, supporting picture on each page to help emergent readers.



“Find It”

Sight word recognition activity or assessment



Excellent assessment to see if students can recognize the sight word being practiced.

Have students color in, circle or highlight the sight word on the “Find It” table.

“Write It”

Sight word
writing
activity



After students complete the “Write It” activity, I let them do some fun sight word chalkboard time. They can use the “Find It” page to practice writing multiple sight words.



“Color It”

Fine motor
fun!

Use this as a
Play-Doh mat first to
“roll” the sight word,
and then color!
OR...

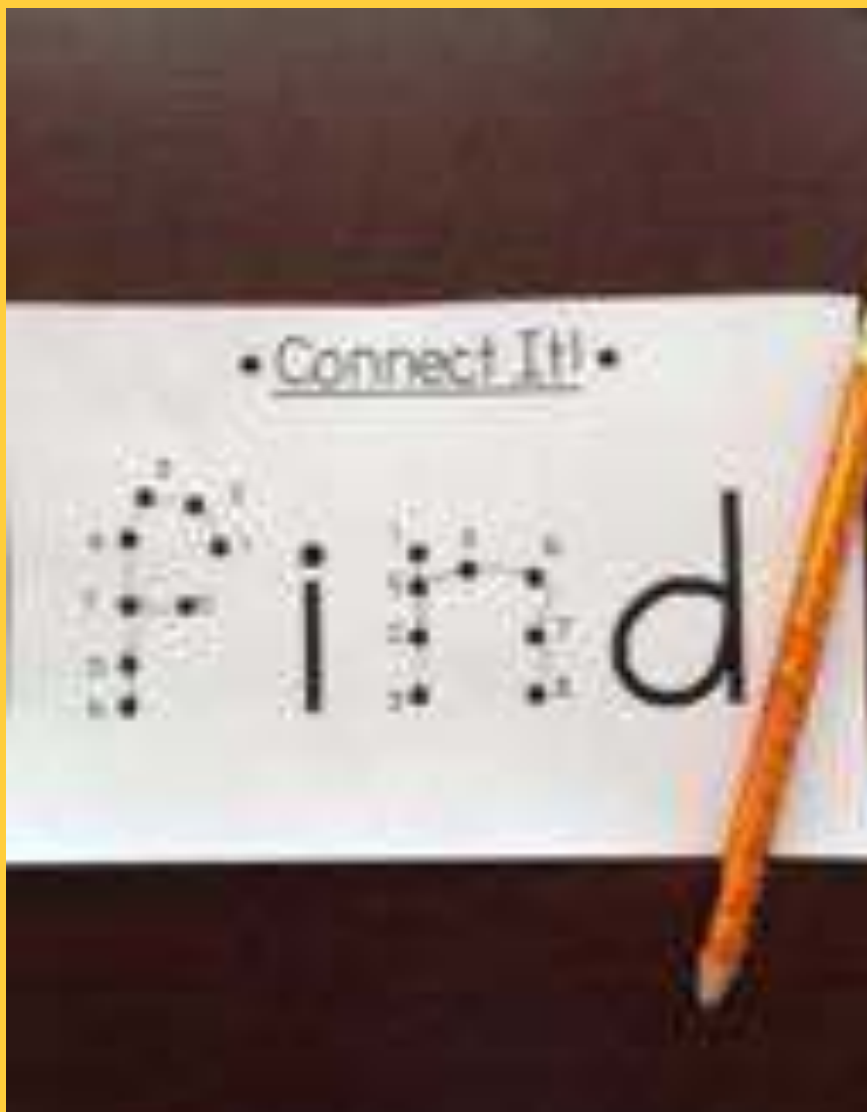
Give students some
scrap construction
paper and let them
color in the sight
word by doing some
fun tear art! I keep
a bin of scrap
construction paper
just for this!



“Connect It”

More fine motor and
counting fun!

Students do a connect-the-dot by
numbers to finish the sight word.



Book Box

- *Cereal Box
- *Contact Paper
- *Sharpie



Cut a cereal box in half. Cover it in contact paper (wrapping paper is cute too). Write the students' name on it. Store these on a bookshelf for students to have easy access.

*I let students grow their own sight word library. They love rereading their books!


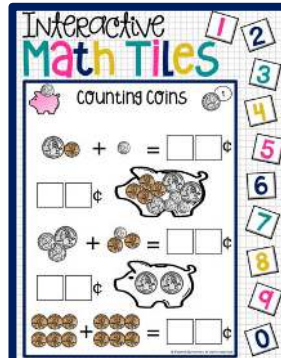

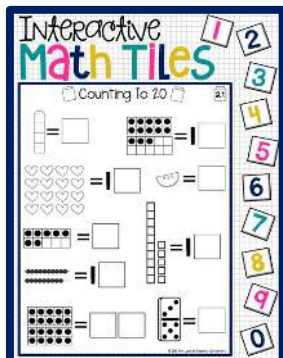


YOU MIGHT ALSO LIKE...

Language Arts



Hands-on Math



CLASSROOM "MUST-HAVES"

