


How to Use:

Sight Light Color, Graph & Write is a perfect extension activity to use after introducing or reviewing [Sight Lights](#) (sold separately in my TpT store).



This activity is great for independent literacy time, morning work, or as take-home practice!

Each page has a number (pp-1, pp-2), so that you can easily track activity sheets already done.



READ THEM

RECOGNIZE
AND COLOR

TOTAL
NUMBER
FOUND

SIGHT LIGHTS COLOR, GRAPH & WRITE

How many did you find?

a	5	the	6	see	6	I	4
---	---	-----	---	-----	---	---	---

GRAPH:

7	Lightbulb	Lightbulb	Lightbulb	Lightbulb
6	Lightbulb	Lightbulb	Lightbulb	Lightbulb
5	Lightbulb	Lightbulb	Lightbulb	Lightbulb
4	Lightbulb	Lightbulb	Lightbulb	Lightbulb
3	Lightbulb	Lightbulb	Lightbulb	Lightbulb
2	Lightbulb	Lightbulb	Lightbulb	Lightbulb
1	Lightbulb	Lightbulb	Lightbulb	Lightbulb
0	a	the	see	I

TRACE AND WRITE:

a

the

see

I

Erin Lane, Inspired Elementary

GRAPH

TRACE & WRITE

TWO DIFFERENT FORMATS INCLUDED:

Name: Erin

SIGHT LIGHTS COLOR, GRAPH & WRITE

How many did you find? a 5 the 6 see 6 I 4

GRAPH:

7	Lightbulb	Lightbulb	Lightbulb	Lightbulb
6	Lightbulb	Lightbulb	Lightbulb	Lightbulb
5	Lightbulb	Lightbulb	Lightbulb	Lightbulb
4	Lightbulb	Lightbulb	Lightbulb	Lightbulb
3	Lightbulb	Lightbulb	Lightbulb	Lightbulb
2	Lightbulb	Lightbulb	Lightbulb	Lightbulb
1	Lightbulb	Lightbulb	Lightbulb	Lightbulb
0				

a the see I

TRACE AND WRITE:

a

the

see

I

© 2016 Erin Lane, Inspired Elementary

Name: Erin

SIGHT LIGHTS COLOR, GRAPH & WRITE

How many did you find? a 5 the 6 see 6 I 4

GRAPH:

7				
6				
5				
4				
3				
2				
1				
0				

a the see I

TRACE AND WRITE:

a

the

see

I

© 2016 Erin Lane, Inspired Elementary




This version uses a pictograph - light up the number of sight words found



This version uses a standard bar graph (column graph)

SIGHT LIGHTS COLOR, GRAPH & WRITE



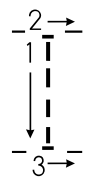
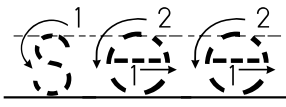
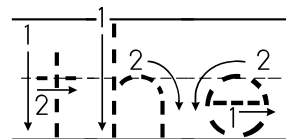
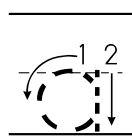
SAMPLE!

GRAPH:


TRACE AND WRITE:

7				
6				
5				
4				
3				
2				
1				
0				

a the see I



SIGHT LIGHTS COLOR, GRAPH & WRITE



SAMPLE!

GRAPH:

7				
6				
5				
4				
3				
2				
1				
0	a	the	see	I

TRACE AND WRITE:

