


# Sight Lights

## COLOR, GRAPH & WRITE



### First Grade Words



Name: \_\_\_\_\_ I-3

### SIGHT LIGHTS COLOR, GRAPH & WRITE

any him then how

how	any	any	then	then	any
him	any	how	then	any	him
any	him	see	how	him	how
any	him	then	how	him	any

How many did you find? any \_\_\_\_\_ him \_\_\_\_\_ then \_\_\_\_\_ how \_\_\_\_\_

#### GRAPH:

any	him	then	how
-----	-----	------	-----

#### TRACE AND WRITE:

any

him

then

how

© 2016 Erin Lane. Inspired Elementary.


# How TO USE:

Sight Light Color, Graph & Write is a perfect extension activity to use after introducing or reviewing [Sight Lights](#) (sight words).



This activity is great for independent literacy time, morning work, or as take-home practice!

Each page has a number (1-1, 1-2), so that you can easily track activity sheets already done.






# READ THEM

# RECOGNIZE AND COLOR

TOTAL  
NUMBER  
FOUND

# GRAPH

## TRACE & WRITE



# FIRST GRADE SIGHT WORDS ON EACH PAGE:

Page Number	Sight Words
I-1	has, an, going, by
I-2	as, her, of, were
I-3	any, him, how, then
I-4	had, his, it, on
I-5	is, out, up, us
I-6	like, from, could, let
I-7	every, once, may, again
I-8	know, round, think, them
I-9	thank, could, her, him

HELPS YOU TRACK SHEETS  
ALREADY USED!



# TWO DIFFERENT FORMATS INCLUDED:

Name: Erin

SIGHT LIGHTS COLOR, GRAPH & WRITE

How many did you find?

a 5 the 6 see 6 I 4

GRAPH:

TRACE AND WRITE:

a the see I

© 2016 Erin Lane, Inspired Elementary

Name: Erin

SIGHT LIGHTS COLOR, GRAPH & WRITE

How many did you find?

a 5 the 6 see 6 I 4

GRAPH:

TRACE AND WRITE:

a the see I



© 2016 Erin Lane, Inspired Elementary

This version uses  
a pictograph -  
light up the  
number of sight  
words found

This version  
uses a standard  
bar graph  
(column graph)



# SIGHT LIGHTS COLOR, GRAPH & WRITE



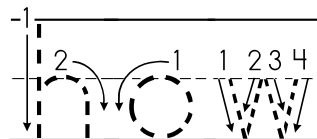
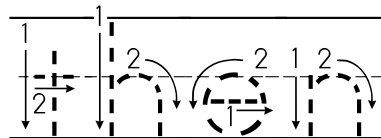
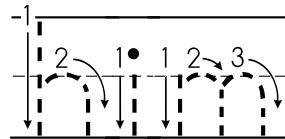
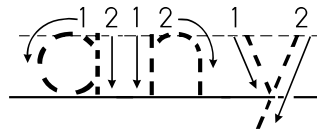
**SAMPLE!**

GRAPH:

TRACE AND WRITE:


7				
6				
5				
4				
3				
2				
1				
0				

any      him      then      how



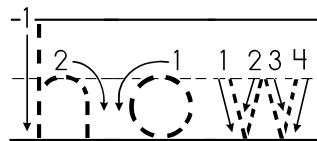
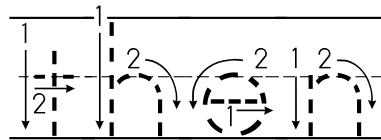
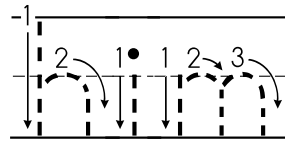
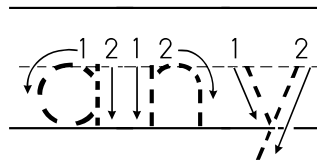
_____
_____
_____
_____
_____
_____
_____
_____
_____
_____

## SIGHT LIGHTS COLOR, GRAPH &amp; WRITE

GRAPH:TRACE AND WRITE:

7				
6				
5				
4				
3				
2				
1				
0				

any      him      then      how



_____
_____
_____
_____
_____
_____
_____
_____
_____
_____