

Sight Lights

COLOR, GRAPH & WRITE



Primer Words



Name: _____ P-2

SIGHT LIGHTS COLOR, GRAPH & WRITE

do who was she

she was was was do she

who was do who do who do

do she was do was she she

do who was she

How many did you find? do _____ who _____ was _____ she _____

GRAPH:

7				
6				
5				
4				
3				
2				
1				
0	do	who	was	she

TRACE AND WRITE:

do

who

was

she

© 2016 Erin Lane, Inspired Elementary


How TO USE:

Sight Light Color, Graph & Write is a perfect extension activity to use after introducing or reviewing [Sight Lights](#) (sight words).



This activity is great for independent literacy time, morning work, or as take-home practice!

Each page has a number (p-1, p-2), so that you can easily track activity sheets already done.



READ THEM

RECOGNIZE
AND COLOR

TOTAL
NUMBER
FOUND

SIGHT LIGHTS COLOR, GRAPH & WRITE

How many did you find?

Word	Count
a	5
the	6
see	6
I	4

GRAPH:

	a	the	see	I
7				
6				
5				
4				
3				
2				
1				
0				

TRACE AND WRITE:

a

the

see

I

Erin Lane, Inspired Elementary

GRAPH

TRACE & WRITE

PRIMER SIGHT WORDS ON EACH PAGE:

Page Number	Sight Words
p-1	will, like, he, at
p-2	who, was, do, she
p-3	be, what, this, am
p-4	no, with, that, yes
p-5	new, brown
p-6	us, are, but
p-7	please, ran, there, too
p-11	well, now, ride, did
p-12	saw, came, four, under
p-13	good, pretty, went, our


HELPS YOU TRACK SHEETS
ALREADY USED!



TWO DIFFERENT FORMATS INCLUDED:


Name: Erin

SIGHT LIGHTS COLOR, GRAPH & WRITE




How many did you find? a 5 the 6 see 6 I 4

GRAPH:



Word	Count
a	5
the	6
see	6
I	4

TRACE AND WRITE:

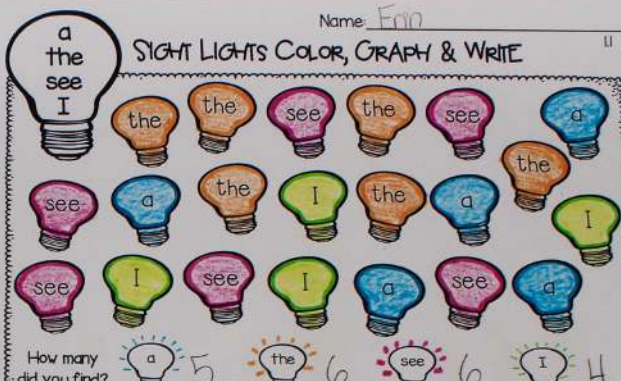


a the see I

© 2016 Erin Lane, Inspired Elementary

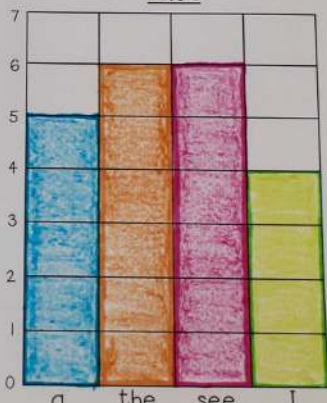
Name: Erin

SIGHT LIGHTS COLOR, GRAPH & WRITE




How many did you find? a 5 the 6 see 6 I 4

GRAPH:



Word	Count
a	5
the	6
see	6
I	4

TRACE AND WRITE:






a the see I

© 2016 Erin Lane, Inspired Elementary

This version uses a pictograph - light up the number of sight words found

This version uses a standard bar graph (column graph)

SIGHT LIGHTS COLOR, GRAPH & WRITE

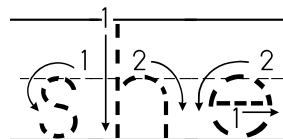
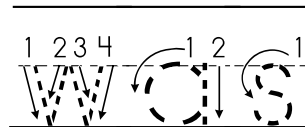
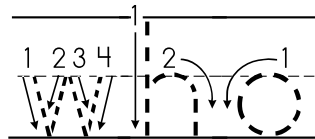
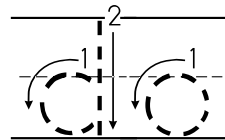


SAMPLE!



GRAPH:

TRACE AND WRITE:

7				
6				
5				
4				
3				
2				
1				
0	do	who	was	she



SIGHT LIGHTS COLOR, GRAPH & WRITE



SAMPLE!

GRAPH:

TRACE AND WRITE:

7				
6				
5				
4				
3				
2				
1				
0				

do who was she

