

Solve It Strips

**ELAPSED
TIME &
MORE!**

4 hours 30 min. START END
12:00 p.m. → 5:30 p.m.

5 hours START END
5:30 a.m. → 10:00 a.m.

**Elapsed Time:
Half Hour**

START: START END
2:00 p.m. → 2:30 p.m.

30 min. START END
1:30 p.m. → 3:30 p.m.

2 hours START END
4:00 p.m. → 7:30 p.m.

3 hours 30 min. START END
9:30 a.m. → 11:00 a.m.

1 hour 30 min. START END
2:30 p.m. → 7:30 p.m.

5 hours 30 min. **FINISH!**

8

© Inspired Elementary. All rights reserved.

SAVE BIG AND GET THE BUNDLE!



Solve It Strips

THE BUNDLE!



15 Different Strips Included!




Elapsed Time: Hour

Directions: Cut out the math strips below. Put them in order from start to finish based on their answers, and then glue them down. Color in each solution box.

	START	END
	3:00 pm	4:00 pm
3 hours	8:00 pm	10:00 pm
5 hours	6:00 pm	9:00 pm
1	2:00 pm	6:00 pm

Telling Time: Five Minutes

Directions: Cut out the math strips below. Put them in order from start to finish based on their answers, and then glue them down. Color in each solution box.

START:	
	
2:20	
12:40	

Elapsed Time: Hour & Half Hour

Directions: Cut out the math strips below. Put them in order from start to finish based on their answers, and then glue them down. Color in each solution box.

	START	END
	9:00 am	9:00 pm
1 hour 30 min.	8:00 am	4:00 pm
4 hours 30 min.	3:00 pm	9:00 pm
12 hours	4:30 pm	6:00 pm

Elapsed Time: Half Hour

Directions: Cut out the math strips below. Put them in order from start to finish based on their answers, and then glue them down. Color in each solution box.

START:	START	END
	2:00 pm	2:30 pm
3 hours 30 min.	9:30 am	11:00 am
30 min.	1:30 pm	3:30 pm
5 hours	5:30 am	10:00 am




What Time Is It?

Directions: Cut out the math strips below. Put them in order from start to finish based on their answers, and then glue them down. Color in each solution box.

START:	
5 minutes before ten	
3:15	Half past seven
7:30	20 minutes until two
9:55	A quarter until five
2:00	10 minutes after eight
4:45	A quarter after three
	Half hour past six

More Time!

Directions: Cut out the math strips below. Put them in order from start to finish based on their answers, and then glue them down. Color in each solution box.

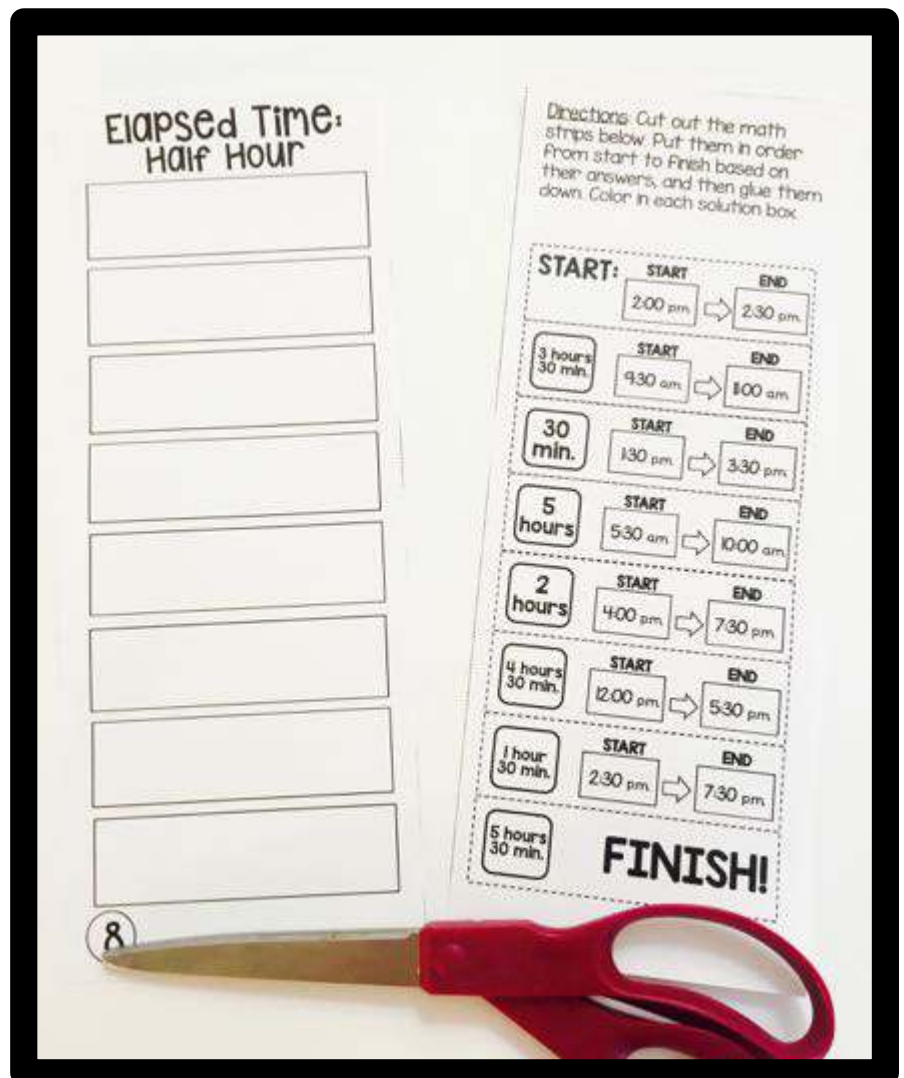
START:					
					
8:55	Quarter after eleven				
11:15	<table border="1"><thead><tr><th>START</th><th>END</th></tr></thead><tbody><tr><td>6:00 pm</td><td>10:30 pm</td></tr></tbody></table>	START	END	6:00 pm	10:30 pm
START	END				
6:00 pm	10:30 pm				
2:35					
12 hours					

Solve It Strips in Action!

*Give each student a cover page to decorate (two options included with each set).

*Photocopy each page of the Solve It Strip set that your class is working on (various sets available) and store each page in a separate file in a file crate. This makes it really easy for students to access.

*As a math extension center, early-finisher activity, or working in a small group with a parent volunteer, students complete the Solve It Strips (answer key included for easy checking).



Elapsed Time: Half Hour

START: START END
2:00 pm → 2:30 pm

3 hours 30 min. START END
9:30 am → 1:00 pm

30 min. START END
1:30 pm → 3:30 pm

5 hours START END
5:30 am → 10:00 am

2 hours START END
4:00 pm → 7:30 pm

4 hours 30 min. START END
12:00 pm → 5:30 pm

1 hour 30 min. START END
2:30 pm → 7:30 pm

5 hours 30 min. START END
2:30 pm → 7:30 pm

FINISH!

8

© Inspired Elementary. All rights reserved.

*Students cut the page apart on the dotted lines.

*Then, they place (NOT GLUE YET) the "START" and "FINISH" pieces at the beginning and end.

*Next, students read the math problem on the "START" piece and find the strip that has the answer. The next math problem follows on that strip. Students solve all strips until they reach the FINISH!

Elapsed Time: Half Hour

START: START END
2:00 pm → 2:30 pm

3 hours 30 min. START END
9:30 am → 1:00 pm

30 min. START END
1:30 pm → 3:30 pm

5 hours START END
5:30 am → 10:00 am

2 hours START END
4:00 pm → 7:30 pm

4 hours 30 min. START END
12:00 pm → 5:30 pm

1 hour 30 min. START END
2:30 pm → 7:30 pm

5 hours 30 min. START END
2:30 pm → 7:30 pm

FINISH!

8

© Inspired Elementary. All rights reserved.

Elapsed Time: Half Hour

START: START END
2:00 pm → 2:30 pm

30 min. START END
1:30 pm → 3:30 pm

2 hours START END
4:00 pm → 7:30 pm

3 hours 30 min. START END
9:30 am → 1:00 pm

1 hour 30 min. START END
2:30 pm → 7:30 pm

5 hours START END
5:30 am → 10:00 am

4 hours 30 min. START END
12:00 pm → 5:30 pm

5 hours 30 min. **FINISH!**


8

© Inspired Elementary. All rights reserved.

*Students will know if they did it incorrectly because the second to last strip will not give the correct solution for the "FINISH" piece.

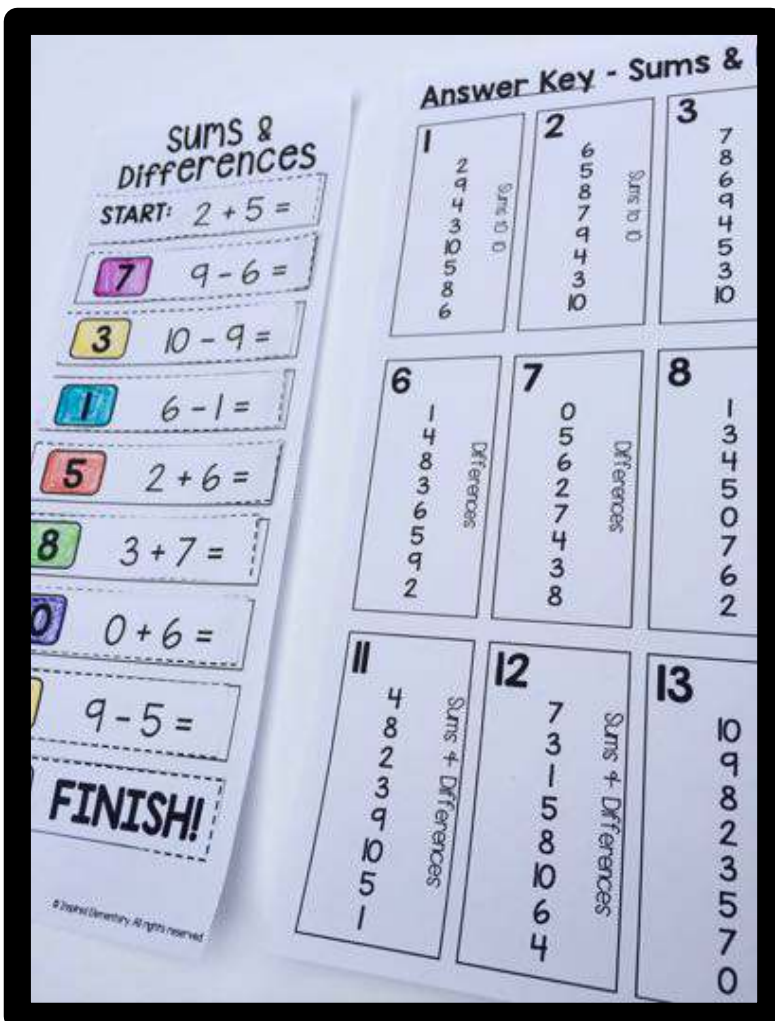
Here's one done correctly!

*Once students have correctly placed all the strips on the page, they can glue them down.



*Students go through and check their answers, coloring each solution box as they go.

*Students get to be PROUD and keep track of their progress with the "Stars for Strips" page! Students get to color in each star for every Solve It Strip they correctly complete.



An Answer Key is included with each set for easy checking!



* Last, but not least, students hole punch the completed Solve It Strip and add it to their Solve It Strip ring. Or, if you don't want to keep them in class, simply give it a star and send home!

[Here are the rings I use from Amazon:](#)



* I store Solve It Strips on the wall for easy student access. This way, we can work on multiple sets throughout the year.

