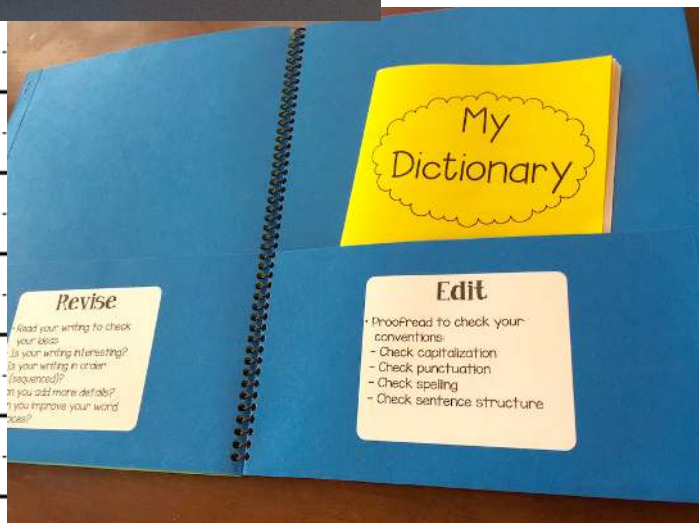
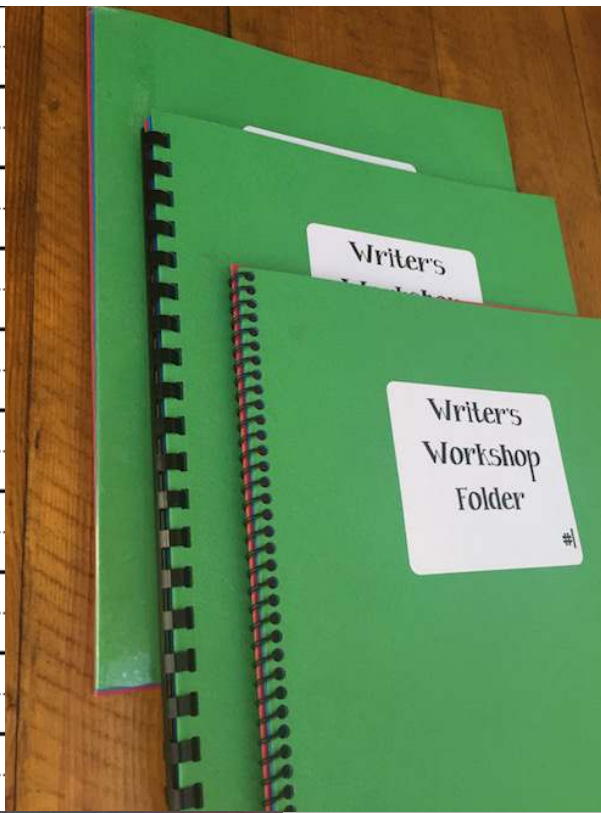


THE BEST WRITER'S WORKSHOP FOLDER!



INSPIRED
elementary

Writer's Workshop Folder Set!

These folders are the best writer's workshop folders around! They are durable, functional, and wonderful at helping students learn how to move a piece of writing through the writing process! Each pocket is given a label, with the step of the writing process listed, so students can physically place a piece of writing in the pocket, or "stage" in which they are working. Each label has tips to help students successfully work through that writing stage too!

Step-by-step directions with pictures

Word Choice! Word Choice! Word Choice!

When revising, make sure you think about how to replace existing words with stronger word choices. Below are some words to help you get started.

Descriptive Words			
angry	Fabulous	lonely	perfect
bold	foolish	lovely	poor
lucky	popular	spooky	slippery
magical	strange	wild	stern
sweet	wise	calm	useful
wonderful	clever	haunted	vibrant
respectful	intelligent	curious	gentle
daring	pale	unusual	gentle
			brave
			mighty
			quiet
			tender
			original
			unique
			rusty
			silly
			hilarious

Editor's Marks

Mark	Meaning	Example
X	Take it out!	I'm a great g writer.
SP	Spelling check!	I'm a great <u>g</u> writer.
SR	Stronger word!	I'm a great <u>g</u> writer.

Editing and revising tool sheets

Pre-Write

- Gather ideas and brainstorm
- Organize your thoughts with an outline, web, story map etc.
- Choose your best ideas for the draft

Draft

- Begin writing
- Focus on the ideas of your writing
- GRAB (Get Reader's Attention "Big Time") with the first sentence
- Add clear, descriptive details
- End with a conclusion/wrap it up

Revise

- Read your writing to check it
- Is your writing interesting?
- Is your writing in order (seq.)
- Add details - "stretch" sentences
- Check for strong ideas, original voice, word choice, and fluency

Publish

- Create a final copy of the writing
- Make sure it is clean and neat
- Put it into the format that you want (paragraph, letters, etc.)


Writer's Workshop Folder #1

Writer's Workshop Folder #1

Writer's Workshop Folder #7

Writer's Workshop Folder #8

Ready-to-go labels for student folders with three design choices!



Writer's Workshop Folder #1
Writer's Workshop Folder #3
Writer's Workshop Folder #5
Writer's Workshop Folder #7
Writer's Workshop