

# Solve It Strips®

INSPIRED  
elementary

## DOUBLE-DIGIT ADDITION WITH & WITHOUT REGROUPING

**Solve It Strips®**

**Double-Digit Addition**

**START:**  $12 + 62 =$

**74**  $26 + 11 =$

**37**  $39 + 29 =$

**68**  $16 + 25 =$

**41**  $34 + 55 =$

**89**  $44 + 18 =$

**42**  $14 + 15 =$

**52**  $22 + 20 =$

**62**  $35 + 17 =$

**29** **FINISH!**

**12**

© Inspired Elementary. All rights reserved.

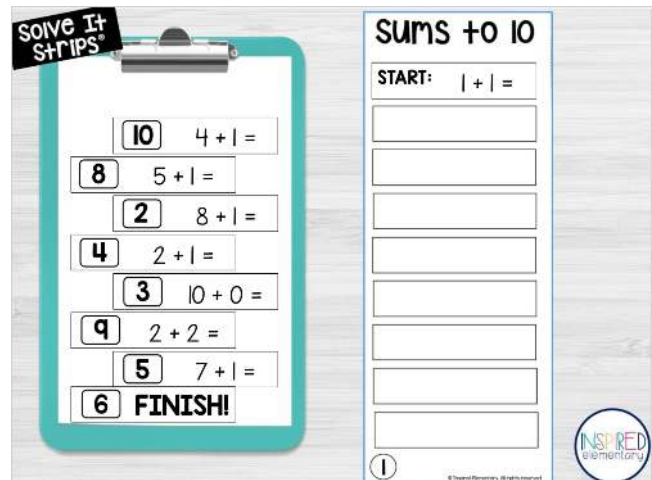
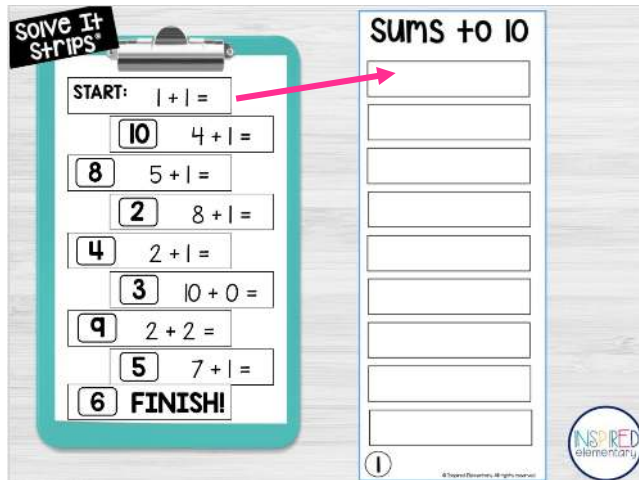
INSPIRED elementary

# DIGITAL VERSION

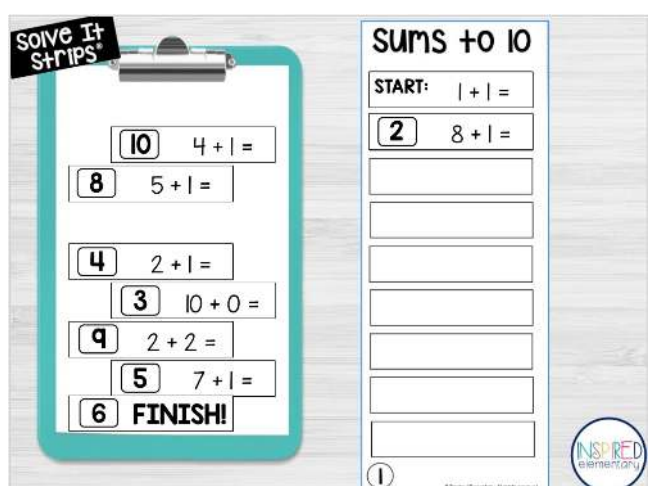
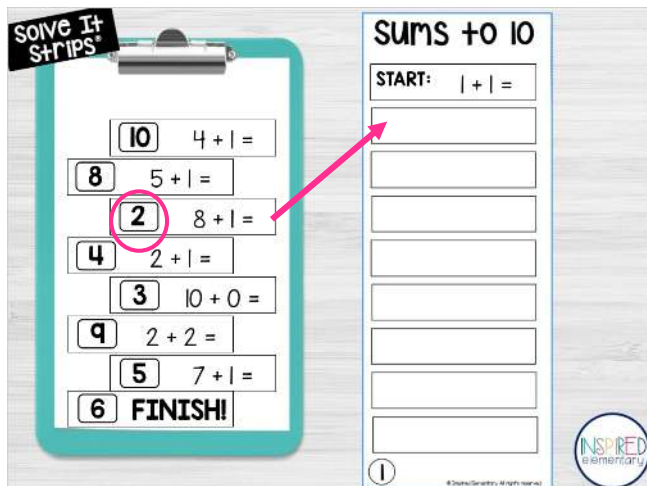
# HOW TO USE DIGITAL Solve It Strips®

**SAMPLE**  
(SUMS & DIFF. SET SHOWN)

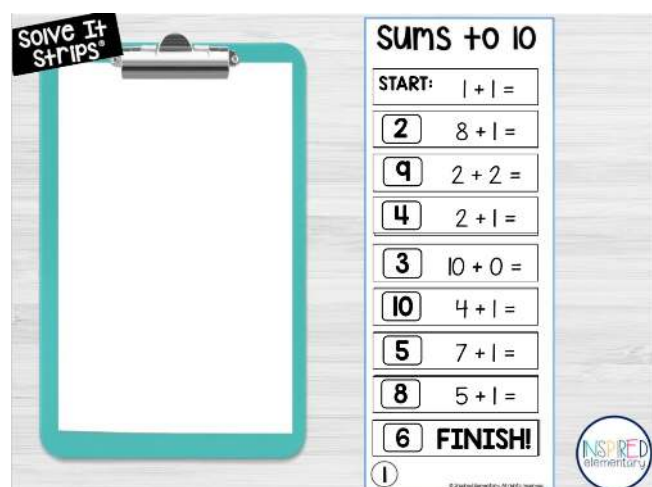
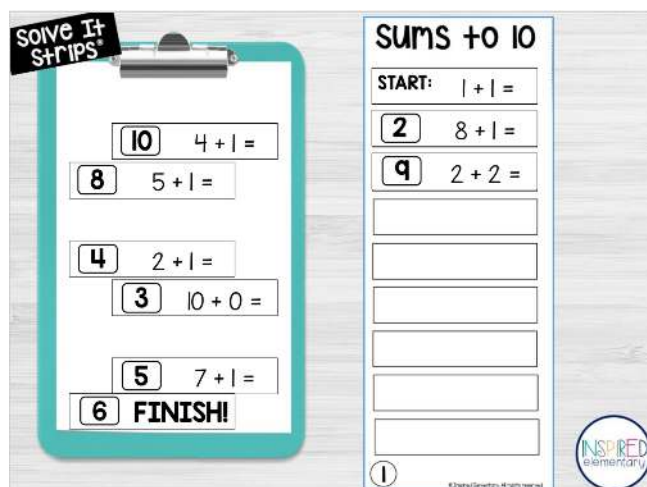
Students begin by dragging the START strip to the Solve It Strip.



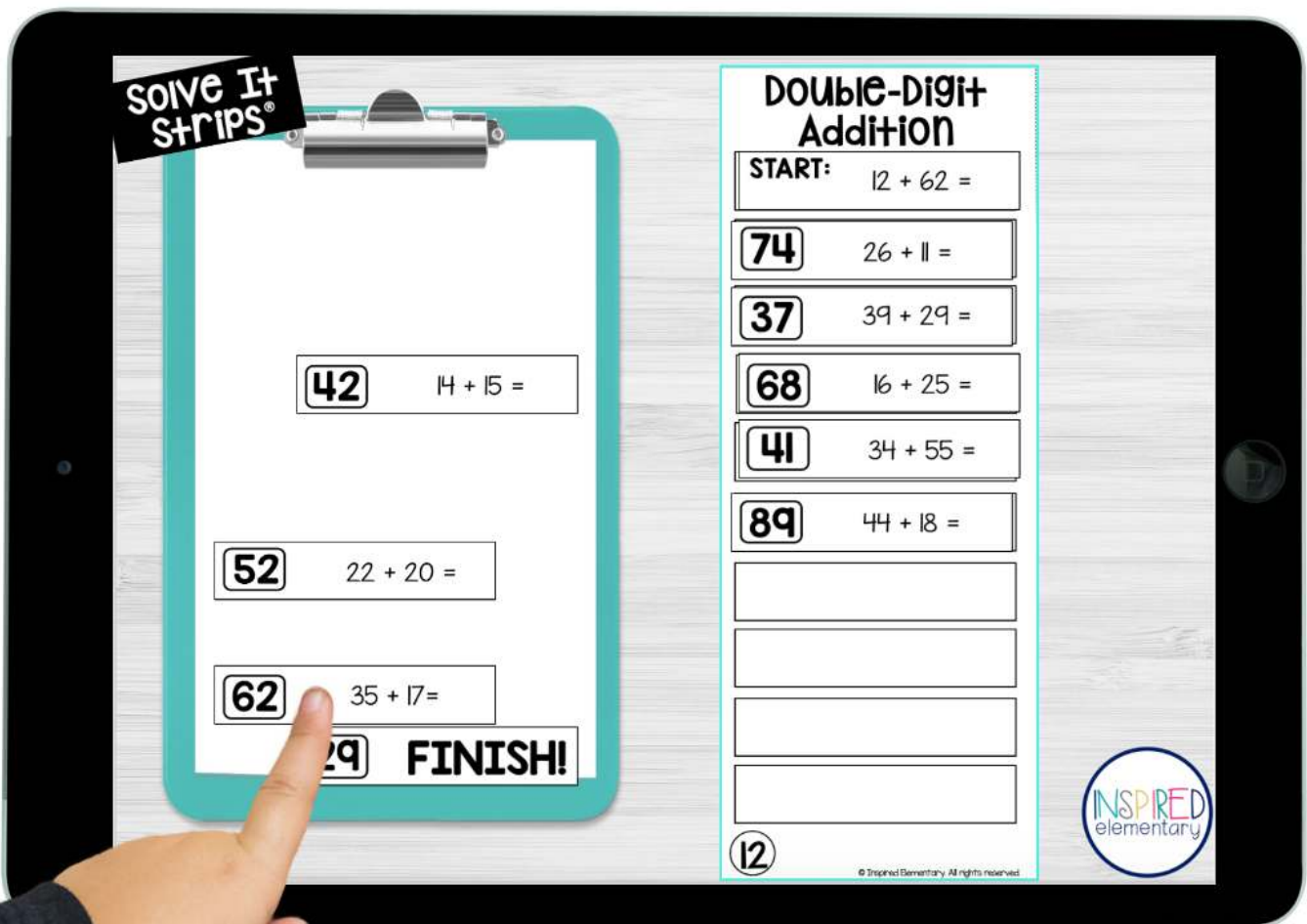
Next, they solve the problem given on the START strip (ex.  $1 + 1 = 2$ ). So students find the strip that has a 2 in the answer box and drag that below the START strip.



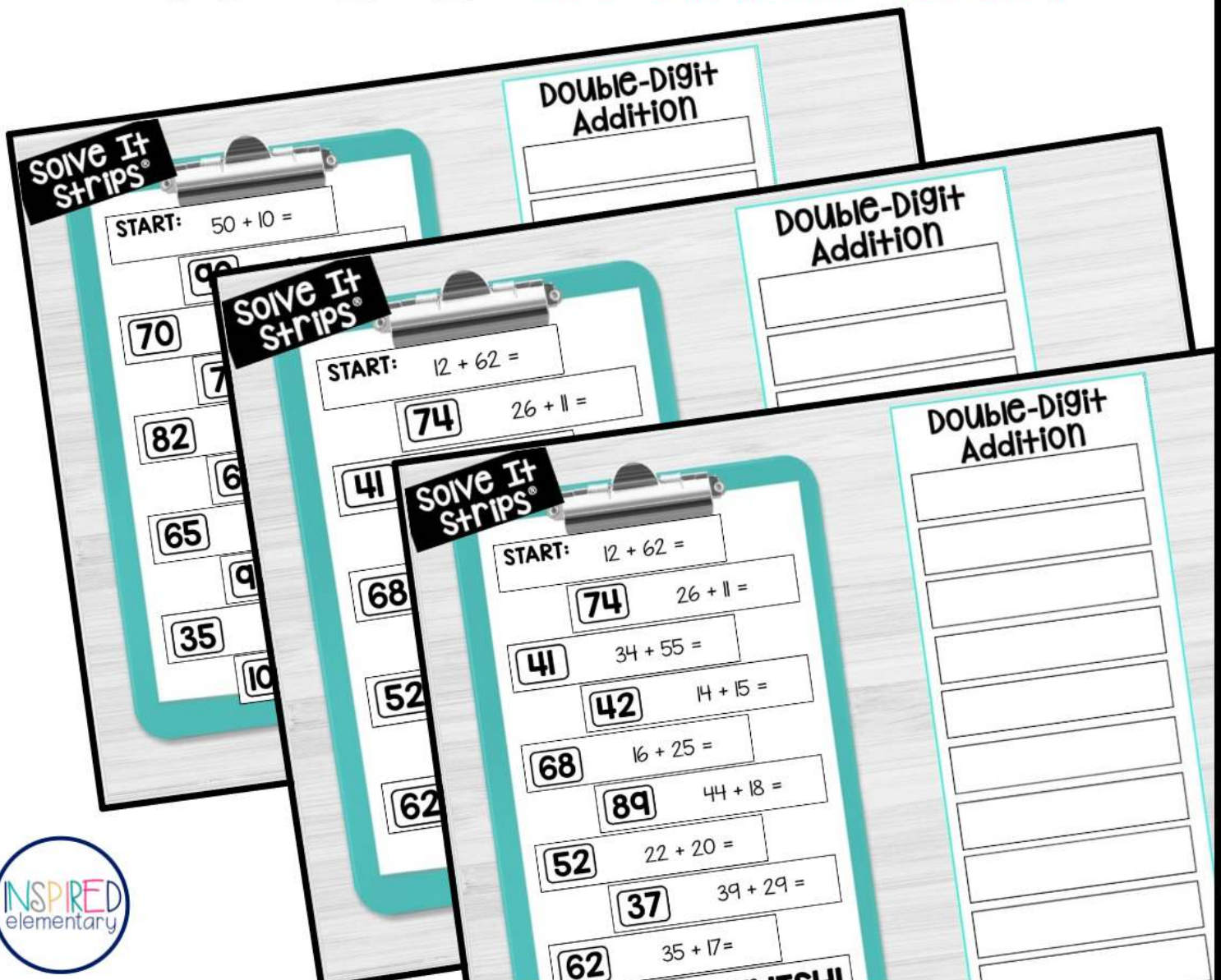
Students continue on solving the problems on teach strip until they reach the FINISH strip. If students don't end up on the FINISH strip, they didn't do it correctly and need to try again (so it's self-correcting!)



# DIGITAL Solve It Strips® ARE ENGAGING & FUN!



# 15 DIFFERENT Solve It Strips® IN EACH SET!



# KEYS & RECORDING SHEETS

**Answer Key - Double-Digit Addition**  
(with and without regrouping)

Double-Digit Addition

30  
90  
80  
20  
50  
40  
60  
70  
100

	Double-Digit
<b>2</b>	90 25 80 30

Double-Digit Add
60
90
70
35
65

Double-Digit Addition
4
87
49
67
44
28
85

Double-Digit Addition
52
38
77
56
43
94
78

**6**

- 50
- 69
- 94
- 47
- 68
- 96
- 22
- 33
- 75

80  
86

[illegible]