

[No Title]

Solve It Strips®

INSPIRED
elementary

NUMBERS TO 100

The digital game interface is shown on a tablet. It features a clipboard on the left with a 'Solve It Strips' logo and a sequence of numbers: 32, 48, 64, 50, and 49, ending with 'FINISH!'. Each number is accompanied by a ten-frame grid. The right side of the tablet displays the 'Numbers to 100' game board. It includes a 'START' section with a number line from 95 to 100, and a series of numbered boxes (96, 71, 84) with corresponding ten-frame grids. A 'Directions' box on the right explains the rules: 'Look at the numbers on each strip and solve for the next number. Put them in order from start to finish based on their answers.' The bottom of the tablet shows a page number '14' and a copyright notice: '© Inspired Elementary All rights reserved.' The 'INSPIRED elementary' logo is also present in the bottom right corner.

Solve It Strips®

Numbers to 100

START: 95, _____ =

96 _____ =

71 83, _____, 85 =

84 _____ =

Directions:
Look at the numbers on each strip and solve for the next number. Put them in order from start to finish based on their answers.

32 _____ =

48 _____ =

64 _____ =

50 _____ =

49 FINISH!

14

© Inspired Elementary All rights reserved.

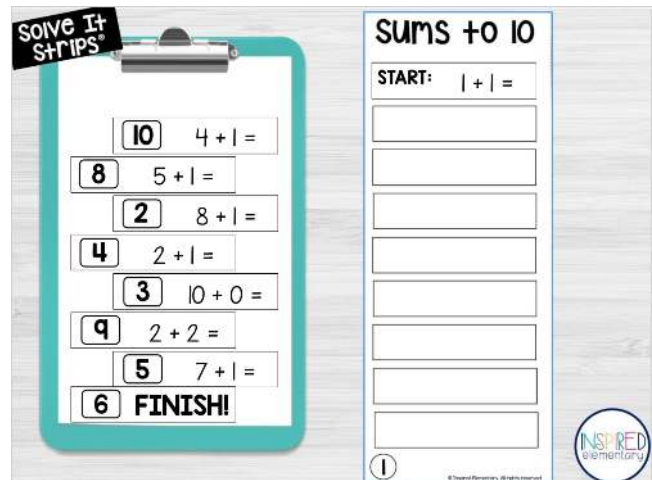
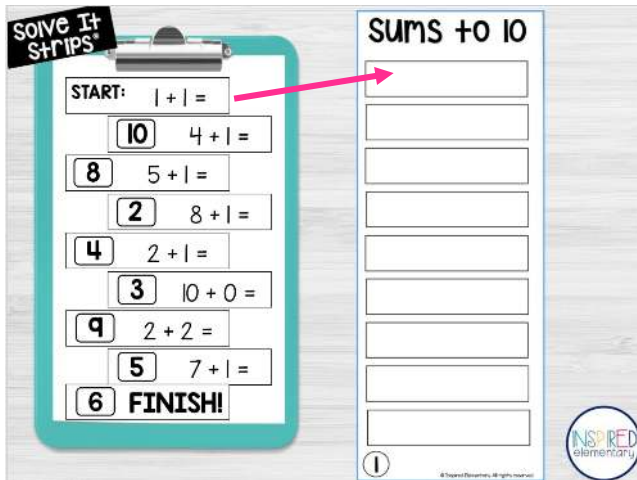
INSPIRED elementary

DIGITAL VERSION

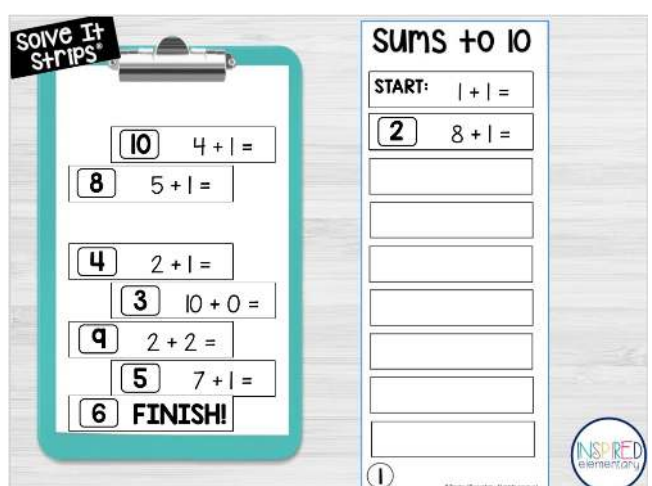
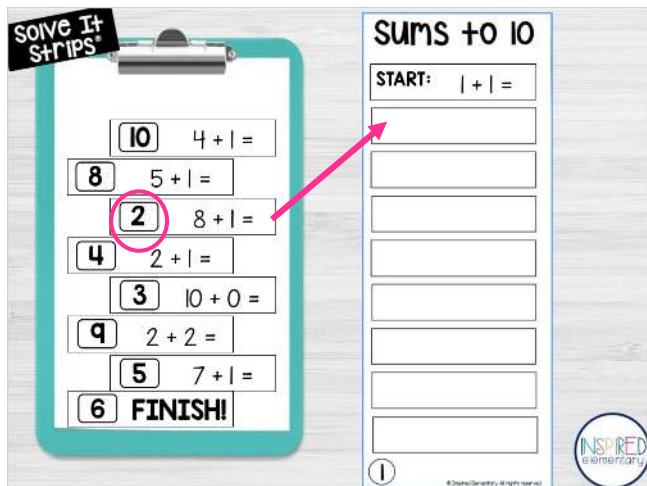
HOW TO USE DIGITAL Solve It Strips®

SAMPLE
(SUMS & DIFF. SET SHOWN)

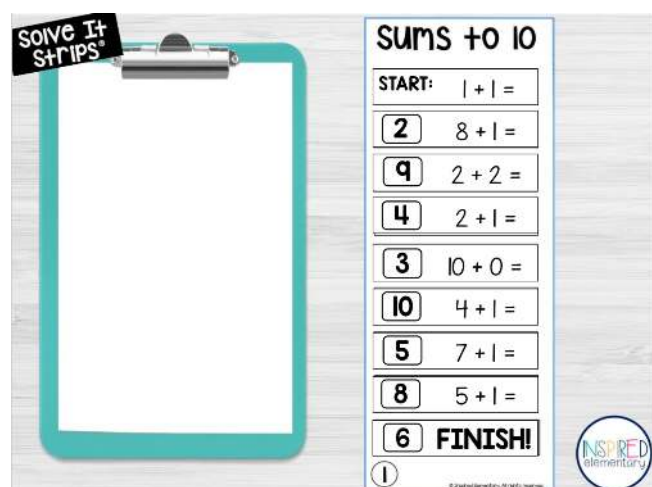
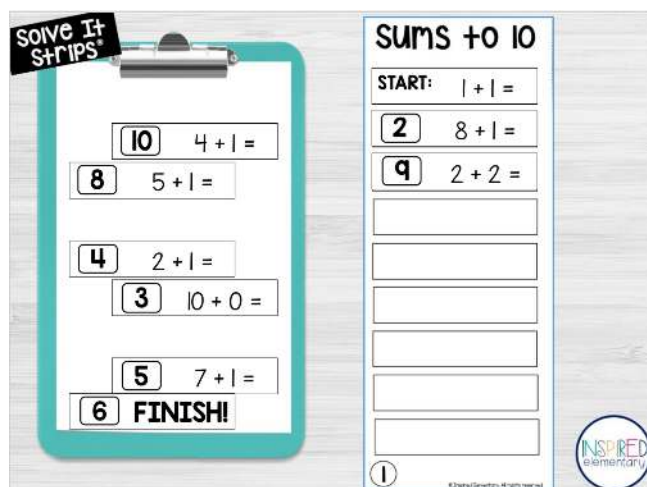
Students begin by dragging the START strip to the Solve It Strip.



Next, they solve the problem given on the START strip (ex. $1 + 1 = 2$). So students find the strip that has a 2 in the answer box and drag that below the START strip.



Students continue on solving the problems on teach strip until they reach the FINISH strip. If students don't end up on the FINISH strip, they didn't do it correctly and need to try again (so it's self-correcting!)



DIGITAL Solve It Strips® ARE ENGAGING & FUN!

Solve It Strips®

32 =

48 =

64 =

50 =

49 **FINISH!**

Numbers to 100

START: 95, ____ =

96 =

71 83, ____, 85 =

84 =

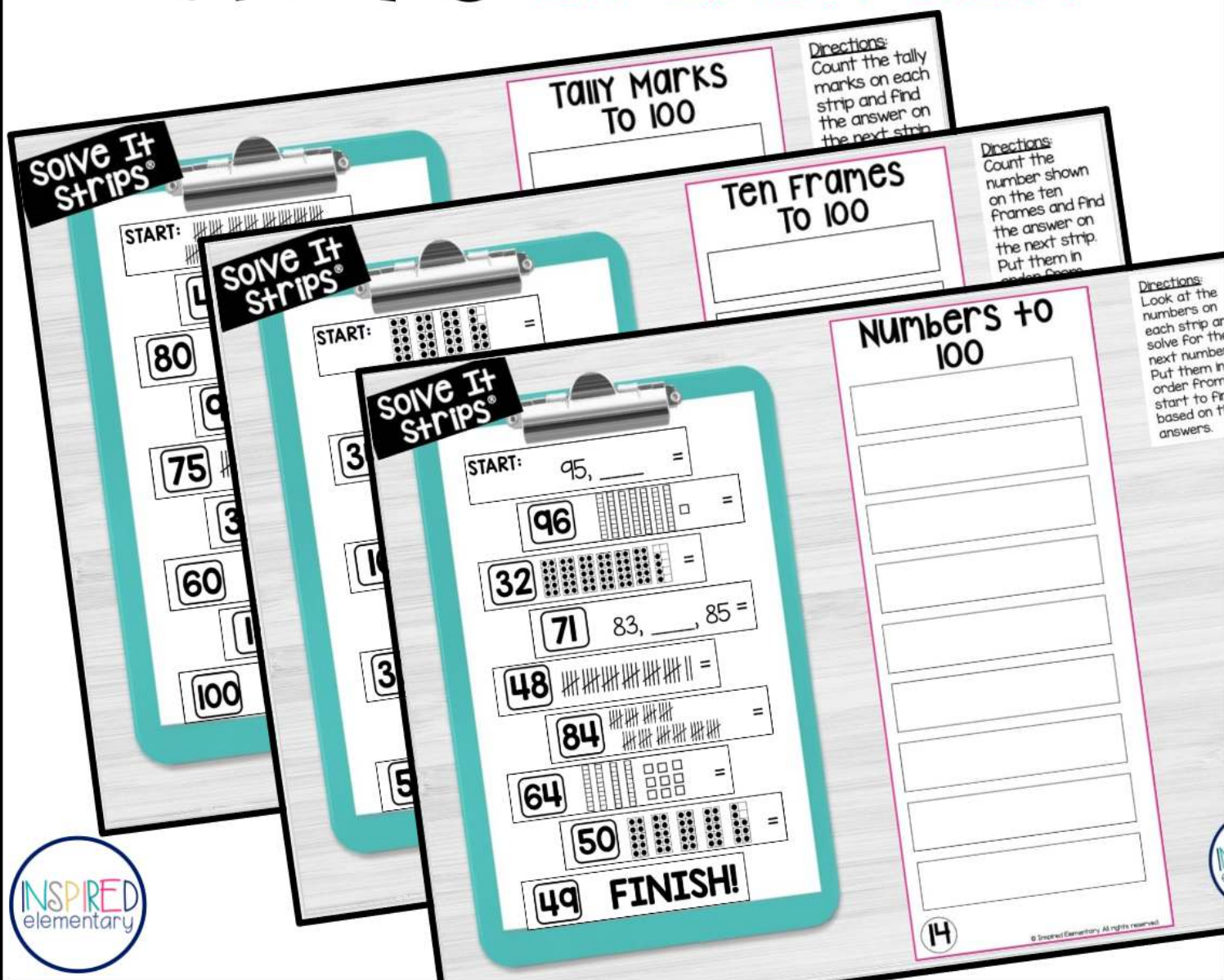
14

© Inspired Elementary. All rights reserved.

Directions:
Look at the numbers on each strip and solve for the next number. Put them in order from start to finish based on their answers.

INSPIRED elementary

15 DIFFERENT SOLVE IT Strips® IN EACH SET!



KEYS & RECORDING SHEETS

Answer Key - Numbers to 100

Answer Key - Numbers to 100

1	2	3	4	5
75 30 45	7 23	47 36 24	60 80 20 50	38 25 16 47 22
Tally Marks	Tally Marks	Tally Marks	Tally Marks	Tally Marks

Name: _____

Name: _____

Date:

Solve It Strips®

ANSWER RECORDING SHEET

[illegible]