

MATH TILES

ADD & SUB TO 12

ADD & SUB TO 12

(12)

$$6 + 4 =$$

$$\boxed{1} \boxed{0}$$

$$\boxed{} - 1 = 4$$

$$\boxed{} - \boxed{} = 2$$

$$5 + \boxed{} = 8$$

$$\boxed{} + 1 = 5$$

12

$\boxed{8}$

-

4

+

6

12

+

10

$\boxed{2}$

12

3

4

6

5

7

MATH TILES : HOW TO USE

- 1 Choose a tile card to complete. It can be any card number from the set.
- 2 Use the number tiles, 0-9, to solve the problems on the card.
- 3 Once the card is completed, have the teacher check the answers. Or answers can be recorded on the Student Answer Sheet to be checked later by the teacher.

①

ADD & SUB TO 12

$9 + 3 =$ 1 2

$4 + 4 =$ 8

$0 + 7 =$ 7

$3 + 6 =$


$$\begin{array}{r} \square \\ \square \\ + \\ \hline 10 \end{array}$$

$$\begin{array}{r} \square \\ + \\ \hline 10 \end{array}$$

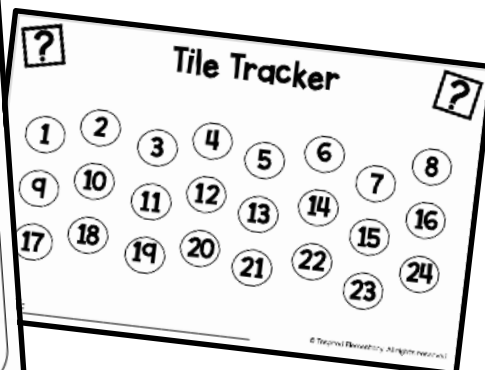
$$\begin{array}{r} \square \\ + \\ \hline \square \end{array}$$

© Inspired Elementary. All rights reserved.

3
4
6
9



Two different Tile Tracker options:



- 4 Once the tile card is checked, if it is correct, a star, sticker, Dab, or other mark will be made by the teacher on the Tile Tracker. The corresponding tile card number will be marked so students remember which cards they have completed.
*Store the Tile Tracker in a Student Work folder.

MATH TILES : HOW TO USE

Math Tiles are a fun, hands-on way for students to practice math skills! Students are challenged to use their critical thinking and problem-solving skills to place all ten number tiles (0-9) correctly on each card.

Use as a small group center:

Math Tiles are perfect for a small, guided math group activity. Students work with a teacher/parent in solving the tile cards. Once a card is completed, the teacher/parent can use the given answer key to check students' work. If a student gets the tile card correct, they get a star (stamp, sticker, or Dab marker works too) on their "Tile Tracker." This way, students can keep track of which cards they have correctly completed.


Use as an independent center:

Included in this file is a Student Answer Sheet. You can photocopy it back-to-back, so students can record their answers to all 24 tile cards, while working independently. This way, the teacher can collect the answer sheet to check later (I usually collect answer sheets once a week).

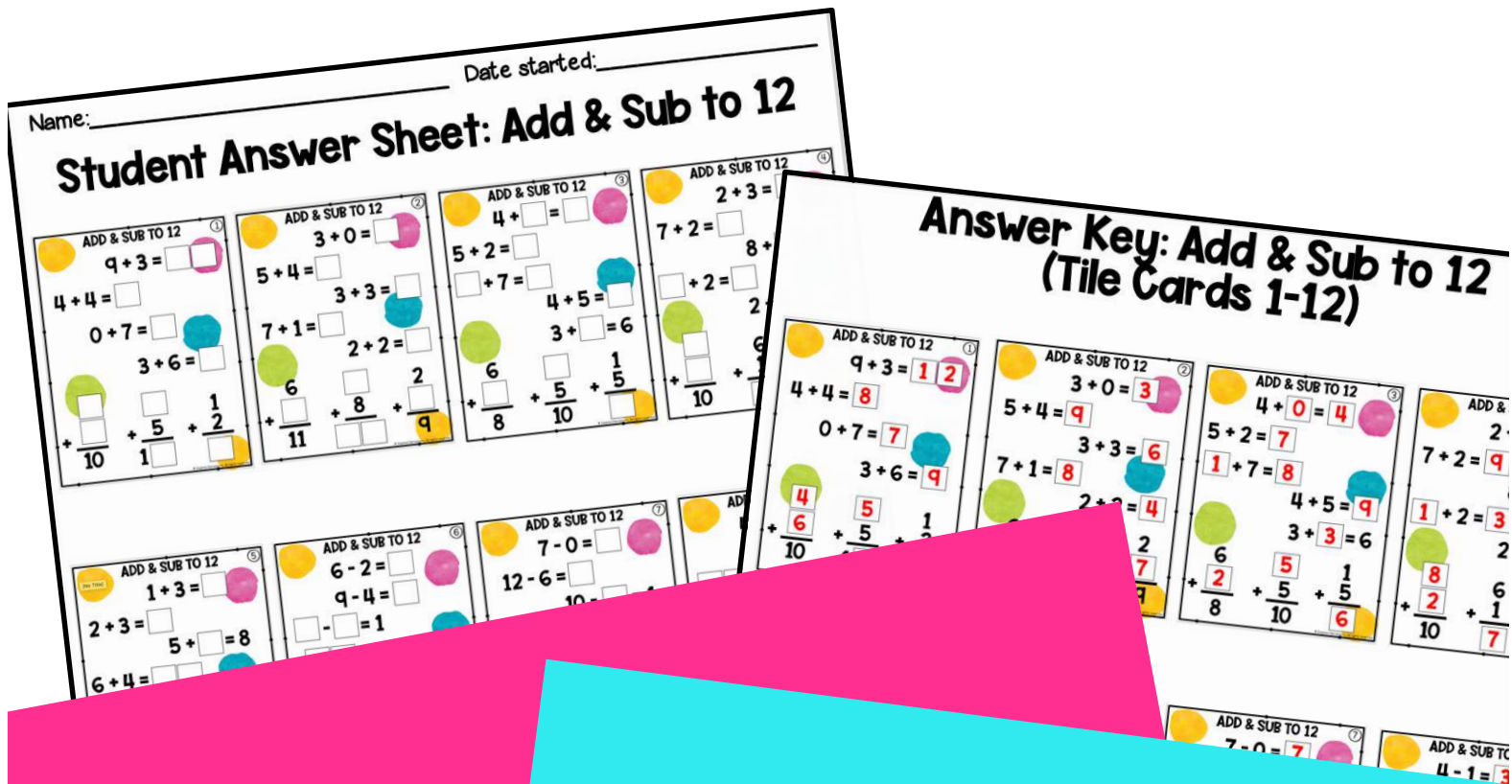
Use as "take-home tiles":

You can copy extra sets of tile cards to use as "take home" tiles. I have Ziploc baggies ready to go, with five tile cards, a set of number tiles, and an answer sheet. This way, if students need more practice on a specific skill, or if parents are requesting an extra challenge at home, these are on hand, ready to go!

24 DIFFERENT MATH TILE CARDS PRACTICING ADDING AND SUBTRACTING WITHIN 12



STUDENT RECORDING SHEETS AND ANSWER KEYS FOR EASY CORRECTING



PRINTABLE MATH TILES & TILE TRACKERS SO STUDENTS CAN STAR THEIR PROGRESS!

