

Solve It Strips®

IMPROPER & MIXED FRACTIONS

$$6\frac{1}{3} \quad \frac{17}{5}$$

$$3\frac{2}{5} \quad \frac{26}{5}$$

$$1\frac{4}{9} \quad \frac{19}{3}$$

Improper Fractions

START:

$$\frac{11}{4}$$

$$2\frac{3}{4}$$

$$\frac{14}{6}$$

$$2\frac{2}{6}$$

$$\frac{27}{9}$$

$$3$$

$$\frac{10}{9}$$

$$1\frac{1}{9}$$

$$\frac{22}{6}$$

$$3\frac{4}{6}$$

$$\frac{13}{9}$$

$$5\frac{1}{5}$$

FINISH!



15 Different PUZZLE Strips Included!

Improper Fractions

Directions: Cut out the math strips below. Begin with the START strip and convert the improper fraction to a mixed number. Find the answer box on another strip and place it below the START strip. Continue to solve each strip and put them in order until you reach the FINISH strip. Double-check your answers and glue the strips down.

START:

$$\frac{11}{4}$$

$$6\frac{1}{3}$$

$$\frac{17}{5}$$

$$13$$

Improper Fractions

Directions: Cut out the math strips below. Begin with the START strip and convert the improper fraction to a mixed number. Find the answer box on another strip and place it below the START strip. Continue to solve each strip and put them in order until you reach the FINISH strip. Double-check your answers and glue the strips down.

START:

$$\frac{15}{2}$$

$$4\frac{1}{2}$$

Mixed Numbers

Directions: Cut out the math strips below. Begin with the START strip and convert the mixed number to an improper fraction. Find the answer box on another strip and place it below the START strip. Continue to solve each strip and put them in order until you reach the FINISH strip. Double-check your answers and glue the strips down.

START:

$$2\frac{1}{3}$$

$$\frac{11}{3}$$

$$4\frac{4}{8}$$

$$\frac{36}{8}$$

$$5\frac{1}{11}$$

Mixed Numbers

Directions: Cut out the math strips below. Begin with the START strip and convert the mixed number to an improper fraction. Find the answer box on another strip and place it below the START strip. Continue to solve each strip and put them in order until you reach the FINISH strip. Double-check your answers and glue the strips down.

START:

$$2\frac{2}{5}$$

$$\frac{32}{3}$$

$$2\frac{2}{6}$$

$$\frac{38}{3}$$

$$3\frac{3}{8}$$

Improper Fractions & Mixed Numbers

Directions: Cut out the math strips below. Begin with the START strip and convert the mixed number to an improper fraction or the improper fraction to a mixed number. Continue to solve each strip and put them in order until you reach the FINISH strip. Double-check your answers and glue the strips down.

START:

$$3\frac{4}{5}$$

$$\frac{36}{10}$$

$$\frac{26}{3}$$

$$\frac{19}{5}$$

$$\frac{14}{3}$$

$$8\frac{2}{3}$$

$$5\frac{3}{6}$$

$$4\frac{2}{3}$$

$$3\frac{6}{10}$$

$$\frac{33}{6}$$

$$4\frac{1}{3}$$

$$31$$

Improper Fractions & Mixed Numbers

Directions: Cut out the math strips below. Begin with the START strip and convert the mixed number to an improper fraction or the improper fraction to a mixed number. Continue to solve each strip and put them in order until you reach the FINISH strip. Double-check your answers and glue the strips down.

START:

$$5\frac{7}{10}$$

$$\frac{44}{6}$$

$$\frac{35}{8}$$

$$4\frac{3}{8}$$

$$5\frac{1}{11}$$

$$\frac{28}{10}$$

$$\frac{61}{6}$$

$$\frac{56}{11}$$

$$\frac{53}{8}$$

$$6\frac{5}{8}$$

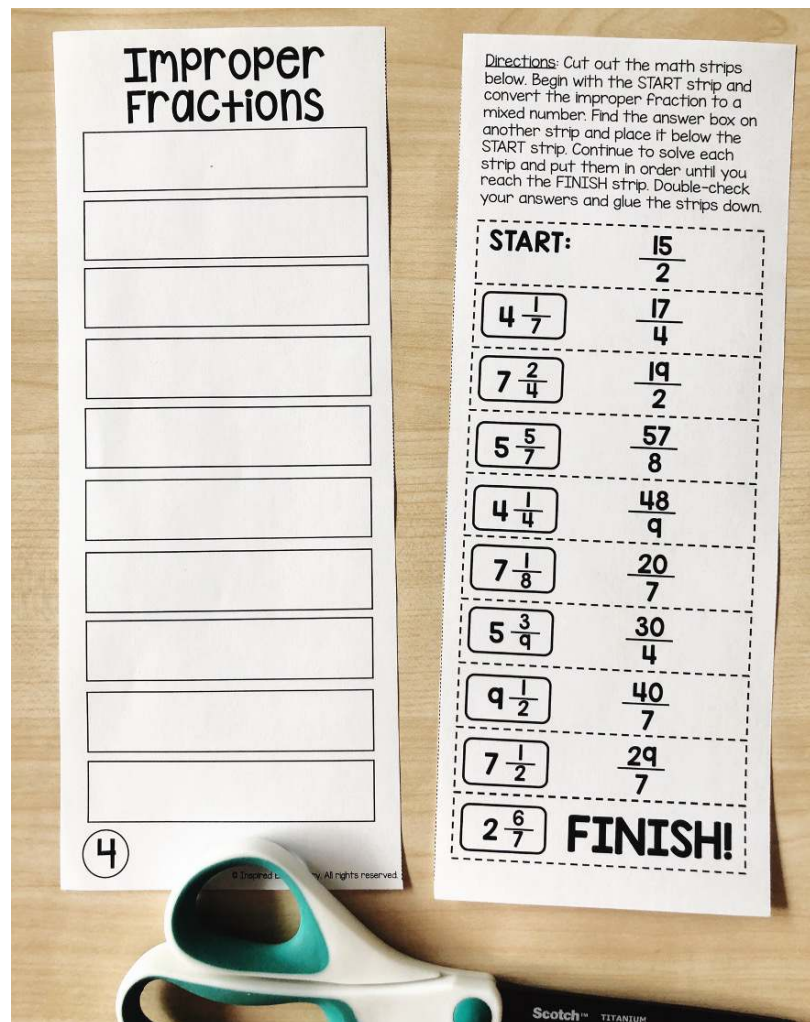
$$2\frac{8}{10}$$

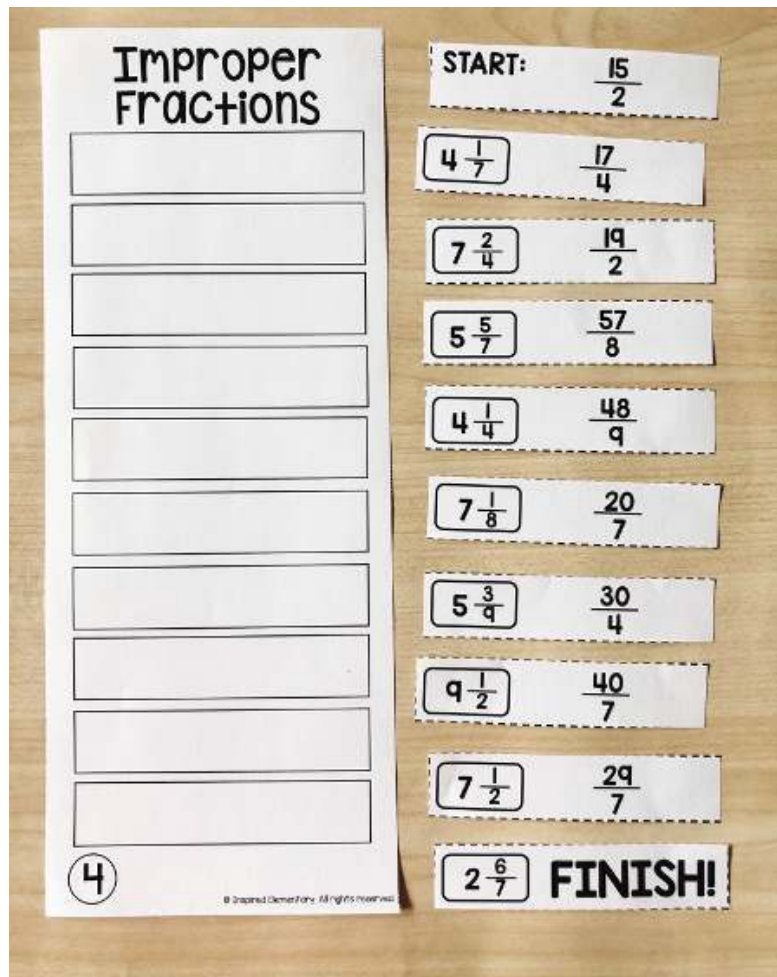
Solve It Strips in Action!

*Give each student a cover page to decorate (two options included with each set).

*Photocopy each page of the Solve It Strip set that your class is working on (various sets available) and store each page in a separate file in a file crate. This makes it really easy for students to access.

*As a math extension center, early-finisher activity, or working in a small group with a parent volunteer, students complete the Solve It Strips (answer key included for easy checking).

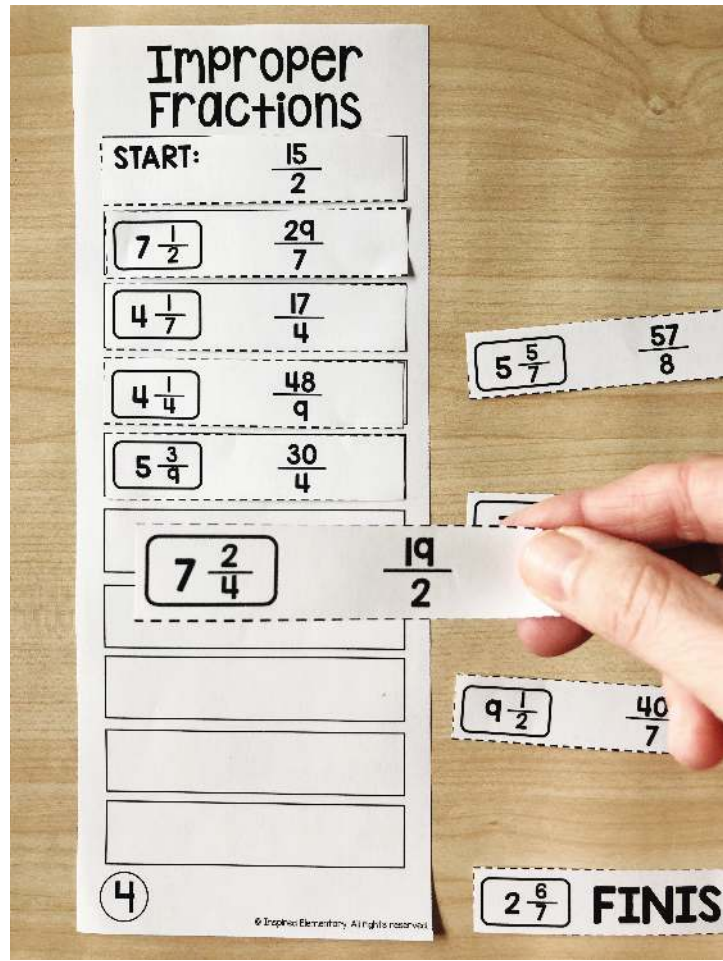
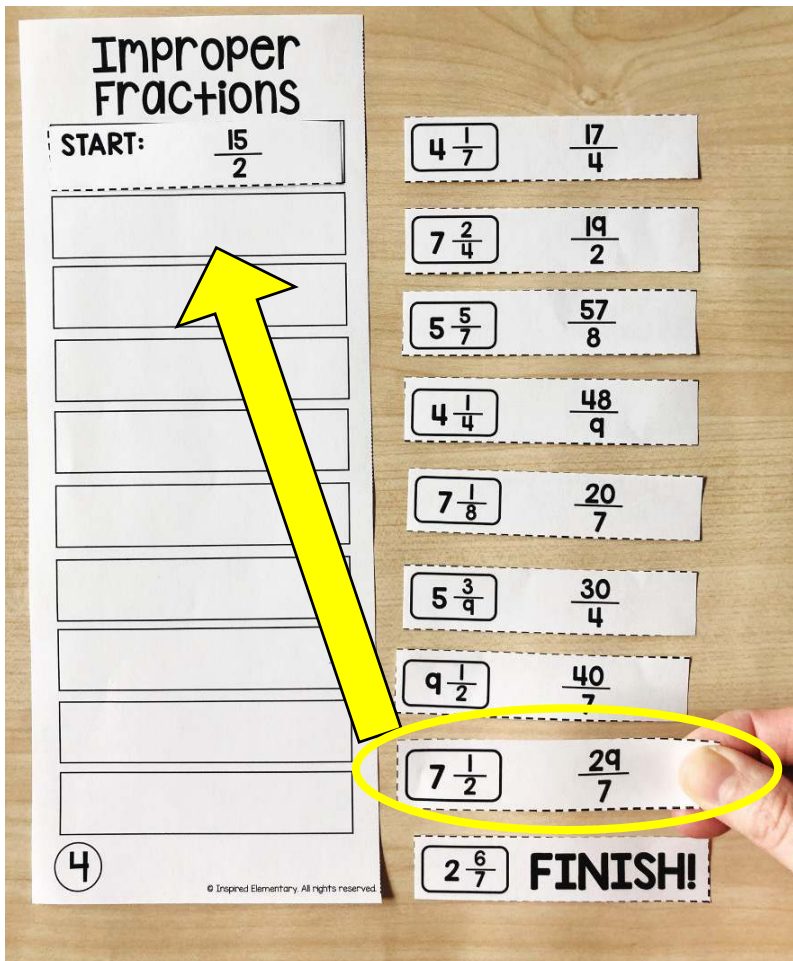




*Students cut the page apart on the dotted lines.

*Then, they place (NOT GLUE YET) the "START" and "FINISH" pieces at the beginning and end.

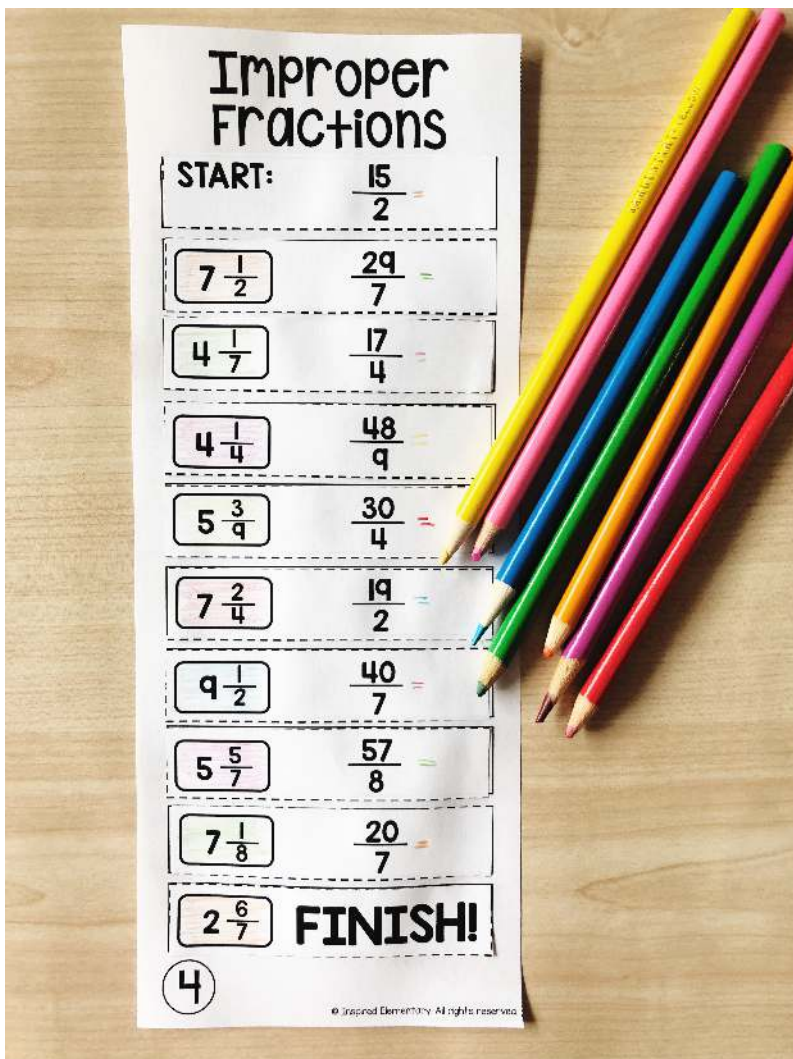
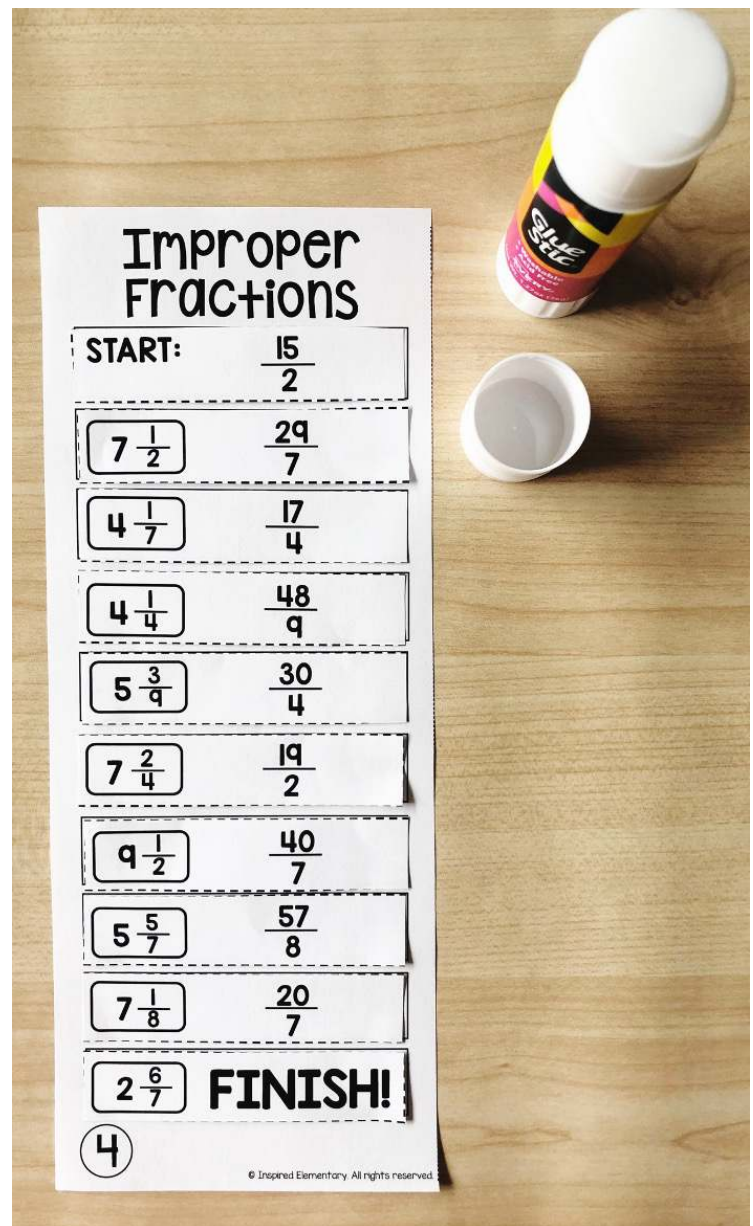
*Next, students read the math problem on the "START" piece and find the strip that has the answer. The next math problem follows on that strip. Students solve all strips until they reach the FINISH!



*Students will know if they did it incorrectly because the second to last strip will not give the correct solution for the "FINISH" piece.

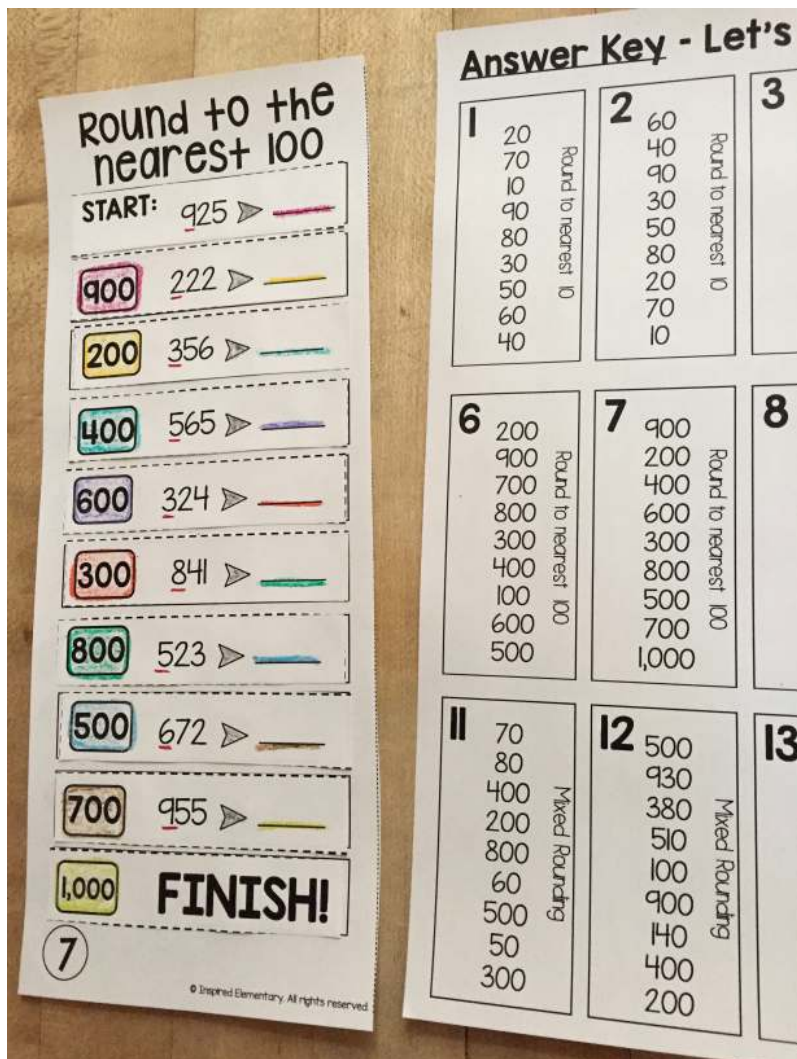
Here's one done correctly!

*Once students have correctly placed all the strips on the page, they can glue them down.



*Students go through and check their answers, coloring each solution box as they go.

*Students get to be PROUD and keep track of their progress with the "Stars for Strips" page! Students get to color in each star for every Solve It Strip they correctly complete. ("Let's Round" Solve It Strips shown here)



An Answer Key is included with each set for easy checking!



* Last, but not least, students hole punch the completed Solve It Strip and add it to their Solve It Strip ring. Or, if you don't want to keep them in class, simply give it a star and send home!

Here are the rings I use from Amazon:



10 Pcs Silver Tone Metal 2.2" Loose Leaf Bundle Book Rings Keyrings

by Amico

★★★★☆ 4 customer reviews

List Price: \$44.40

Price: \$6.94 ✓ Prime

You Save: \$4.46 (39%)

In Stock.

Sold by uxcell and Fulfilled by Amazon. Gift-wrap available.

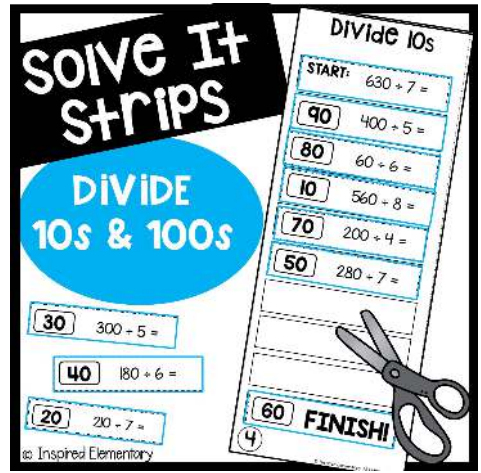
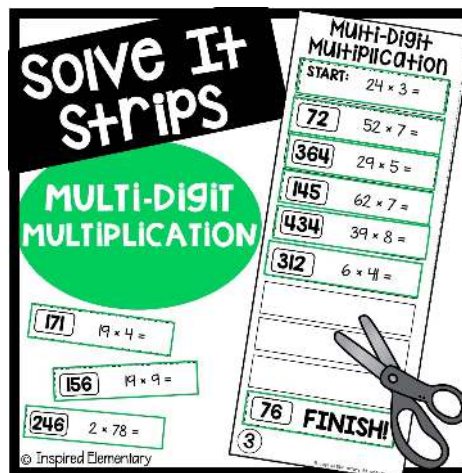

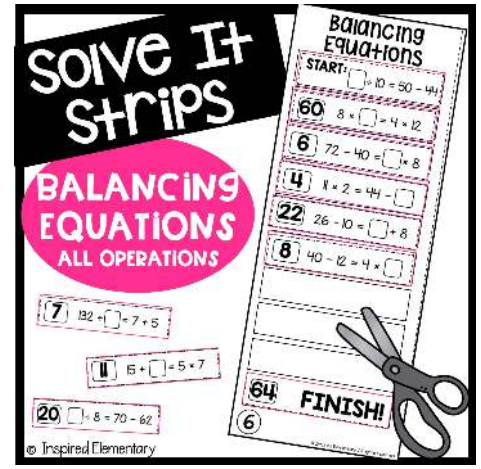
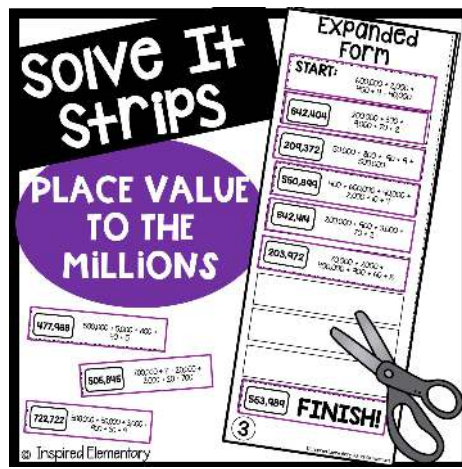
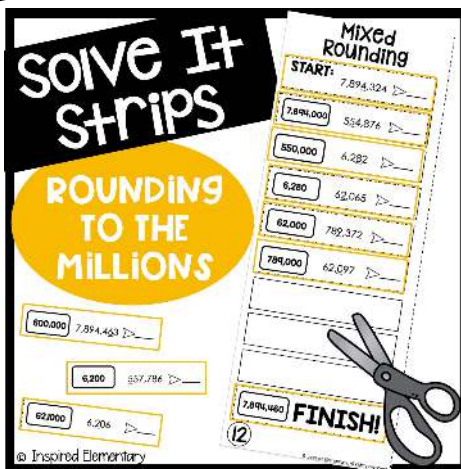
Want it Wednesday, Jan. 14? Order within 4 hrs 50 mins and choose Two-Day Shipping at checkout. Details

- Product Name : Loose Leaf Ring ;Color : Silver Tone
- Material : Metal;Outside Diameter : 57mm/2.2"

* I store Solve It Strips on the wall for easy student access. This way, we can work on multiple sets throughout the year.



4th Grade SETS!



BE SURE TO
follow my store
AS MORE 4TH GRADE
SOLVE IT STRIPS®
ARE COMING SOON!